



SAN ANTONIO WATER COMPANY

BOARD OF DIRECTORS MEETING

Tuesday, April 21, 2026 at 5:00 p.m.

In the Upland City Hall Council Chambers

460 N. Euclid Avenue, Upland, CA 91786

And Virtual/Online or Teleconference

Members of the public may join the meeting by computer, tablet or smartphone.

<https://meet.goto.com/586021429>

You can also dial in using your phone.

Access Code: 586-021-429

United States: [+1 \(872\) 240-3311](tel:+18722403311)

Call to Order

Salute to the Flag

1. Recognitions and Presentations:

2. Additions-Deletions to the Agenda:

3. Shareholder-Public Testimony:

This is the time for any shareholder or member of the public to address the board members on any topic under the jurisdiction of the Company, which is on or not on the agenda. Please note, pursuant to the Brown Act the board is prohibited from taking action on items not listed on the agenda. For any testimony, speakers are requested to keep their comments to no more than four (4) minutes, including the use of any visual aids, and to do so in a focused and orderly manner. Anyone wishing to speak is requested to voluntarily fill out and submit a speaker's form to the manager prior to speaking.

4. Consent Calendar Items:

All items listed hereunder are considered to be routine and there will be no separate discussion of these items unless members of the board request specific items to be removed from the consent calendar for separate action. All items listed or remaining will be voted upon in a single action.

- A. Approval of Board Meeting Minutes
Regular Meeting Minutes of March 17, 2026.
- B. Organizational Meeting Minutes
Approve Meeting Minutes of April 14, 2026.
- C. Planning, Resources, and Operations Committee (PROC) Meeting Minutes
No meeting minutes to approve.
- D. Administration and Finance Committee (AFC) Meeting Minutes
No meeting minutes to approve.
- E. AdHoc Committee for Office Feasibility Study
Regular Meeting Minutes of March 13, 2024.
- F. Financial Statement
Income Statement and Balance Sheet for January 31, 2026 and February 28, 2026.
- G. Investment Activity Report
Monthly Report of Investments Activity.
- H. Water Production and Consumption
Monthly water production and consumption figures.
- I. Prominent Issues Update
Status summaries on certain on-going active issues.

- J. Projects and Operations Update
Status summaries on projects and operations matters.
 - K. Groundwater Level Patterns [Quarterly in January, April, July, and October]
Tracking patterns of groundwater elevations relative to ground surface.
 - L. Conservation Program Update [Quarterly in January, April, July, and October]
Update on SAWCo's existing water conservation programs.
 - M. Correspondence of Interest
5. Board Committee – Delegate Report:
- A. PVPA Representative Report
Verbal report by Director Parker.
 - B. Six Basins Representative Report
Verbal report by Mr. Lee.
 - C. Chino Basin Representative Report
Verbal report by Mr. Lee.
 - D. Cucamonga Basin Representative Report
Verbal report by Mr. Lee.
 - E. Administration and Finance Committee (AFC) Chairman's Report
Verbal report by Director Velto on meeting on March 24, 2026.
 - F. Planning, Resources, and Operations Committee (PROC) Chairman's Report
No meeting to report.
 - G. Office & Yard Feasibility Study Ad Hoc Committee
Verbal report by Director Elliott on meeting on March 31, 2026.
6. Review of 2026-27 Insurance Policies and Premiums
Discussion and Possible Action on Ratification of Staff's Execution of presented Insurance Policy Proposals.
7. Closed Session
- A. CONFERENCE WITH REAL PROPERTY NEGOTIATOR
[Gov't Code Section 54956.8]
Property: APN 104-664-129
Company Negotiator: Brian Lee, General Manager
Negotiating Parties: San Antonio Water Company and Paul Willenborg and Sergio Romano
Under Negotiation: Price and terms of payment
 - B. CONFERENCE WITH LEGAL COUNSEL- ANTICIPATED LITIGATION
(Initiation of Litigation)
[Gov't Code § 54956.9(d)(4)]: One potential matter
 - C. CONFERENCE WITH LEGAL COUNSEL – EXISTING LITIGATION
[Gov't Code § 54956.9(d)(1)]
Name of Case: Aqueous Film-Forming Foams Product Liability Litigation,
Master Docket No. 2:18-mn-2873-RMG
8. Director's Comments and Future Agenda Items

Adjournment

The next regular Board Meeting will be held on Tuesday, May 19, 2026 at 5:00 p.m.

NOTE: All agenda report items and back-up materials are available for review and/or acquisition from the Company Office (139 N. Euclid Avenue, Upland, CA.) during regular office hours, Monday through Thursday [7:30a – 11:30a and 12:30p – 5:00p] and on the Company’s website www.sawaterco.com. The agenda is also available for review and copying at the Upland Public Library located at 450 N. Euclid Avenue.

POSTING STATEMENT: On April 16, 2026 a true and correct copy of this agenda was posted at the entry of the Water Company’s office (139 N. Euclid Avenue), on the City of Upland public bulletin board (460 N. Euclid Ave.), Public Library (450 N. Euclid Ave.), and on the Water Company’s website.

SAN ANTONIO WATER COMPANY
MINUTES OF THE SAN ANTONIO WATER COMPANY
Tuesday, March 17, 2026

An open meeting of the Board of Directors of the San Antonio Water Company (SAWCo) was called to order at 5:00 p.m. on the above date at the City of Upland Council Chambers, 460 N. Euclid Ave., Upland, California. Directors present were Rudy Zuniga, Will Elliott, Bill Velto, Becky Miller, Kati Parker, Bob Cable, and Bob Bowcock. Also in attendance were SAWCo's General Manager Brian Lee, General Legal Counsel Kevin Randolph, and Senior Administrative Specialist Tiffany Dickinson. President Zuniga presided.

Director Miller led all in attendance in the flag salute.

1. Recognitions and Presentations: None.
2. Additions-Deletions to the Agenda: Director Zuniga recognized Kevin Randolph in attendance stepping in for Derek Hoffman representing General Legal Counsel.
3. Shareholder-Public Testimony: None.
4. Consent Calendar Items:
 - A. Approval of Board Meeting Minutes
Regular Meeting Minutes of February 17, 2026
 - B. Planning, Resources and Operations Committee (PROC) Meeting Minutes
Regular Meeting Minutes of December 15, 2025.
 - C. Administration and Finance Committee (AFC) Meeting Minutes
No Meeting Minutes to approve.
 - D. AdHoc Committee for Office Feasibility Study
No meeting minutes to approve.
 - E. Financial Statement
Income Statement and Balance Sheet for January 31, 2026.
 - F. Investment Activity Report
Monthly Report of Investments Activity.
 - G. Water Production and Consumption
Monthly water production and consumption figures.
 - I. Prominent Issues Update
Status summaries on certain on-going active issues.
 - J. Projects and Operations Update
Status summaries on projects and operations matters.
 - K. Groundwater Level Patterns [Quarterly in January, April, July, and October]
Tracking patterns of groundwater elevations relative to ground surface.
 - L. Conservation Program Update [Quarterly in January, April, July, and October]
Update on SAWCo's existing water conservation programs.
 - M. Correspondence of Interest

Director Velto moved and Director Miller seconded to approve the Consent Calendar as presented. Motion carried unanimously.

5. Board Committee – Delegate Report:

- A. **Pomona Valley Protective Association (PVPA) Representative’s Report** – Director Parker reiterated PVPA has moved to quarterly meetings and will have a report next month.
- B. **Six Basins Representative Report** – Mr. Lee stated a meeting was held the previous month but there was no update to report.
- C. **Chino Basin Representative Report** – Mr. Lee stated a meeting was held the previous month but there was no update to report.
- D. **Cucamonga Basin Representative Report** – Mr. Lee stated a meeting was held the previous month but there was no update to report.
- E. **Administration and Finance Committee (AFC) Chairman’s Report** –No meeting to report.
- F. **Planning, Resources, and Operations Committee (PROC) Chairman’s Report** – Director Elliott reported the updates discussed at the meeting are included in the board packet.
- G. **Office Feasibility Study Ad Hoc Committee** – No meeting to report.

6. Review of 2025 Audit: Mr. Lee stated staff wanted to make sure the Board had an opportunity to review and approve the audit before it is mailed to all shareholders.

With no discussion Director Velto moved and Director Elliott seconded to approve the 2025 audit as presented. Motion carried unanimously.

7. Discussion and Possible Action on 2026 Rates: Staff explained the new 2026 rates went into effect on January 1, 2026, and the first billings have gone out, two billings for municipal shareholders and one for domestic shareholders. Mr. Lee said staff have received a handful of calls from shareholders expressing unhappy feelings about the new rates.

Director Cable explained as a Heights resident his water bill increased, where his water usage amount is very minimal, but the fixed charges increased, but he also understands the Company’s budget and infrastructure that is needed to be replaced. He added as a Board, they have done more improvements in the Company in the past few years than he has seen prior. If there is a drop in water supply, shareholders will be asked to conserve water, and the Company does not make as much money selling less water.

Director Velto suggested Director Cable, as President of San Antonio Heights Association, to present something in writing to put into the Association’s newsletter for the residents to better understand.

It was also added that part of the importance of these fixed costs is paying for a service of fire protection for the homes.

8. Closed Session:

A. CONFERENCE WITH LEGAL COUNSEL

Initiation of litigation pursuant to paragraph (4) of subdivision (d) of Section 54956.9:
Number of Cases-1

B. Conference with Real Property Negotiator (Gov't Code Section 54956.8)

Property: APN 104-664-129

Company Negotiator: Brian Lee, General Manager

Negotiating Parties: San Antonio Water Company, Paul Willenborg, and Sergio Romano

Under Negotiation: Price and terms of payment

Mr. Randolph stated prior to going into closed session, regarding Item 8B, the Board must designate the negotiator and added General Manager Lee has been designated in the past.

The Board went into closed session at 5:17 PM. Upon return from the closed session at 5:36 PM, Mr. Randolph stated the Board met in closed session on the two items listed on the agenda and there is no reportable action.

9. Director's Comments and Future Agenda Items: Mr. Lee announced there will be an AFC Meeting held on Tuesday, March 24 and an AD HOC Meeting will be held on Tuesday, March 31st, remote only.

Adjournment:

With no further business to discuss the meeting was adjourned at 5:37 PM.

Assistant Secretary
Brian Lee

SAN ANTONIO WATER COMPANY

BOARD OF DIRECTORS ORGANIZATIONAL MEETING MINUTES

Tuesday, April 14, 2026

Immediately following the Annual Meeting of Shareholders of the Company, the Board of Directors of the San Antonio Water Company (SAWCo) met at the Carnegie Library, 123 East D St., Upland, California at 6:17 p.m. Directors present were Rudy Zuniga, Will Elliott, Bob Cable, Becky Miller, Bill Velto, Kati Parker and Bob Bowcock. Also in attendance were San Antonio Water Company Legal Counsel Derek Hoffman, General Manager Brian Lee, Administrative Services Manager Kelly Mitchell, and Senior Administrative Specialist Tiffany Dickinson. President Rudy Zuniga presided.

- Call to Order: Director Zuniga noted the absence of the U.S. flag thus not conducting the Pledge of Allegiance.
- 1. Recognitions and Presentations: None.
- 2. Additions-Deletions to the Agenda: None.
- 3. Public Comments: None.
- 4. Organizational Activities:

Director Velto moved and Director Cable seconded to assign the General Manager, Brian Lee, as temporary chairperson for election of officers. Motion carried unanimously.

Director Velto moved and Director Parker seconded to elect the slate of officers as currently presented. Motion carried unanimously.

Director Elliott moved and Director Miller seconded to approve the Designations and Authorities as presented. Motion carried unanimously.

The following are the results of the above motions:

- A. President – Rudy Zuniga
- B. Vice-President – Will Elliott
- C. Secretary – Bob Cable
- D. Chief Financial Officer – Bill Velto
- 5. Designations and Authorities:
 - A. Representative to the Six Basins Watermaster – Brian Lee (primary) and Kelly Mitchell (alternate) as representatives to the Six Basins Watermaster.
 - B. Representative to Chino Basin Pool and Advisory Committees – Brian Lee (primary) and Tommy Hudspeth (alternate) as representatives to the Chino Basin Pool and Advisory Committees.
 - C. Representative to Cucamonga Basin Management Committee – Brian Lee (primary) and Tommy Hudspeth (alternate) as representatives to Cucamonga Basin Management Committee.
 - D. Representative to Pomona Valley Protective Association (PVPA) – Staff recommends Director Kati Parker as the primary representative to the PVPA.
 - E. Assistant Secretary/Assistant Financial Officer – General Manager, Brian Lee as Assistant Secretary/Assistant Financial Officer.
 - F. Representatives for the Administration and Finance Committee (AFC) – Director Miller, Director Cable, and Director Velto.
 - G. Representatives for the Planning, Resources, and Operations Committee (PROC) – Director Elliott, Director Parker, and Director Bowcock.
 - H. Company General Counsel – Fennemore
 - I. Company Special Counsel – Fred Fudacz of the firm Nossaman LLP.
 - J. Company Auditor – Elite Tax and Accounting.
 - K. Company Depositories - That Citizens Business Bank, Local Agency Investment Funds (LAIF) and any other qualifying financial institution (FDIC insured) that

conforms with the Company's Investment Policy is designated for and as a valid depository for Company funds;

- L. Signatories for Company Checks, Withdrawals and Establishing Accounts – Any two (2) signatures, including that of the President, Vice President, Secretary/Chief Financial Officer, the General Manager or the Administrative Services Manager are hereby authorized and required to sign checks, withdraw funds, and establish accounts on behalf of the Company with at least one Corporate Officer signing on any transaction greater than \$5,000, except for fund transfers between Company accounts or on routine payments for operations expense (e.g. electrical energy usage, taxes, et al.) and as otherwise granted under authority to the General Manager. In addition, the Accounting and Personnel Specialist has authority to transfer up to \$45,000 to facilitate payroll with provisions of internal accounting controls in place.
- M. General Manager's Authority –
 - A. General Manager's expenditure authority limitation is \$50,000.
[Note: Prior to October 20, 1997, the general manager's expenditure authority was limited to \$5,000. Due to the timely nature of certain repair needs, as well as the usual range of such costs, the Board acted to increase the expenditure authority limitation to \$50,000. This was done with the understanding that such necessary expenditures would be reported to the Board in a timely manner].
 - B. General Manager's authorized to execute professional service agreements.
[Note: On November 19th and December 17th of 2001, the general manager was authorized to approve and execute professional service agreements once they had been reviewed and approved by corporate counsel and after the Board's review and approval of funding. No such action may be taken on any agreement or amendment to an agreement that would cause the expenditure to exceed any prior Board approved funding authorization.]

6. Review of Director's Fiduciary Duties and Liabilities:

Mr. Hoffman stated directors of a mutual water company in California are subject to general corporate duties of care; directors are required to act in good faith and good judgement and in a manner believed to be in the best interest of the corporation. He added they have a right to rely on information prepared by officers or employees of the corporation. Lastly, on the duty of loyalty it requires placing the use of the Company ahead of personal interests. When following these standards, the directors enjoy the protection, generally of the business judgement rule. It is important to protect not only the Company, but also the directors themselves by following their fiduciary duties.

7. Conflict of Interest Rules and AB54 Compliance for Directors:

Mr. Hoffman stated all directors of the Board are currently on track with their AB54 and AB240 training with a few Board directors due up next year.

Director Zuniga announced the next Board meeting will be held on Tuesday, April 21, 2026 at 5:00 p.m.

Adjournment: There being no further business, the meeting was adjourned at 6:23 p.m.

Assistant Secretary

SAN ANTONIO WATER COMPANY
AD-HOC MEETING
MINUTES
March 13, 2024

An open meeting of the office and yard relocation feasibility Ad-Hoc Committee for the San Antonio Water Company (SAWCo) was called to order at 3:02 p.m. on the above date. Committee Members present were Rudy Zuniga, Will Elliott, and Bill Velto. Also in attendance were SAWCo's General Manager Brian Lee, General Legal Counsel Derek Hoffman and Administrative Specialist Tiffany Dickinson. Director Zuniga presided with Mr. Lee appointing him as chair of the committee.

1. Recognitions and Presentations: None.
2. Additions – Deletions to the Agenda: None.
3. Public Comments: None.
4. Approval of Committee Meeting Minutes: Director Elliott moved and Director Velto seconded to approve the meeting minutes of August 12, 2020, and January 19, 2023. Motion carried unanimously.
5. Administrative Issues:
 - A. ***Discussion and Possible Action Regarding New Company Office and Yard Options*** – Mr. Lee updated that staff is at the cusp of submitting a formal set of plans to the City of Upland for review and starting the CEQA process, permitting process and land use process. Staff received one proposal so far from LSA and are expecting at least one other proposal for CEQA work. Staff are looking to get separate quotes for geotechnical engineering work and utility work to get the prices down. The City provided a letter that was provided during pre-submittal review raising concern regarding traffic, especially on 20th St. Staff have already addressed the options for this concern and have traffic come off Campus Ave.

There was further discussion on traffic concerns, noise concerns and blocking out the freeway noise with the elevation of the buildings and the citrus trees blocking noise to the residence as well. This packet along with renderings will be added to the Board meeting agenda packet in April.
6. Closed Session: None.
7. Committee Comments and Future Agenda Items: None.
8. Adjournment:
There being no further business the meeting ended at 3:20 p.m.

Assistant Secretary
Brian Lee



San Antonio Water Company, CA

Income Statement

Group Summary

For Fiscal: 2026 Period Ending: 01/31/2026

IncomeStatement	Original Total Budget	Current Total Budget	MTD Activity	YTD Activity	Budget Remaining
Category: 4 - Income					
SubCategory: 40 - Shareholder Revenue					
1185 - Water Sales - Domestic	387,400.00	387,400.00	-517.11	-517.11	387,917.11
1230 - Water Fixed Charges - Domestic	591,000.00	591,000.00	65.97	65.97	590,934.03
1245 - Water Sales - Municipal	3,322,000.00	3,322,000.00	105,589.59	105,589.59	3,216,410.41
1268 - Water Fixed Charges - Municipal	974,000.00	974,000.00	78,950.91	78,950.91	895,049.09
1274 - Water Sales - Misc.	280,000.00	280,000.00	4,734.16	4,734.16	275,265.84
1288 - Water Fixed Charges - Misc.	47,000.00	47,000.00	7,679.76	7,679.76	39,320.24
1295 - Water Fixed Charges - Inactive Shareholders	50,000.00	50,000.00	0.00	0.00	50,000.00
1300 - Sale of Water/From Storage	0.00	0.00	97,875.00	97,875.00	-97,875.00
1309 - Shareholder Fees	10,000.00	10,000.00	615.00	615.00	9,385.00
SubCategory: 40 - Shareholder Revenue Total:	5,661,400.00	5,661,400.00	294,993.28	294,993.28	5,366,406.72
SubCategory: 42 - Non-Shareholder Revenue					
1725 - Misc. Income	2,000.00	2,000.00	0.00	0.00	2,000.00
1750 - Service/Litigation Agreements	0.00	0.00	152.62	152.62	-152.62
1753 - Ground Lease Income	62,000.00	62,000.00	5,070.54	5,070.54	56,929.46
1755 - Interest Earned	130,000.00	130,000.00	30,061.28	30,061.28	99,938.72
SubCategory: 42 - Non-Shareholder Revenue Total:	194,000.00	194,000.00	35,284.44	35,284.44	158,715.56
Category: 4 - Income Total:	5,855,400.00	5,855,400.00	330,277.72	330,277.72	5,525,122.28
Category: 5 - O & M Expense					
SubCategory: 50 - Operating Facilities					
2175 - Field Labor	500,000.00	500,000.00	37,534.99	37,534.99	462,465.01
2235 - Repairs to Facilities and Equipment	350,000.00	350,000.00	101,708.72	101,708.72	248,291.28
2265 - Power-Gas & Electric (utilities)	1,100,000.00	1,100,000.00	31,906.90	31,906.90	1,068,093.10
SubCategory: 50 - Operating Facilities Total:	1,950,000.00	1,950,000.00	171,150.61	171,150.61	1,778,849.39
SubCategory: 51 - Operating Activities					
2475 - Customer Service	11,000.00	11,000.00	1,863.71	1,863.71	9,136.29
2498 - Conservation	10,000.00	10,000.00	0.00	0.00	10,000.00
SubCategory: 51 - Operating Activities Total:	21,000.00	21,000.00	1,863.71	1,863.71	19,136.29
SubCategory: 52 - Other Operating Expense					
2210 - O & M - All Other	3,500.00	3,500.00	0.00	0.00	3,500.00
2295 - Supplies (Inventory & Tools Expense)	15,000.00	15,000.00	817.95	817.95	14,182.05
2565 - Depreciation/Amortization	1,200,000.00	1,200,000.00	106,775.90	106,775.90	1,093,224.10
2715 - Property Taxes	245,000.00	245,000.00	0.00	0.00	245,000.00
2805 - Water Resource Mgmt.	200,000.00	200,000.00	85,189.63	85,189.63	114,810.37
SubCategory: 52 - Other Operating Expense Total:	1,663,500.00	1,663,500.00	192,783.48	192,783.48	1,470,716.52
Category: 5 - O & M Expense Total:	3,634,500.00	3,634,500.00	365,797.80	365,797.80	3,268,702.20
Category: 6 - G & A Expense					
SubCategory: 60 - Personnel					
2115 - Administrative Labor	600,000.00	600,000.00	151,995.40	151,995.40	448,004.60
2325 - Payroll Taxes	90,000.00	90,000.00	17,875.66	17,875.66	72,124.34
2355 - Worker's Compensation Insurance	18,000.00	18,000.00	1,975.00	1,975.00	16,025.00
2385 - Benefit Pay (Vac., sick, etc.)	230,000.00	230,000.00	21,683.57	21,683.57	208,316.43
2415 - Benefit Insurance (Pension,Life,Medical,Vision etc)	275,000.00	275,000.00	31,975.35	31,975.35	243,024.65
SubCategory: 60 - Personnel Total:	1,213,000.00	1,213,000.00	225,504.98	225,504.98	987,495.02
SubCategory: 61 - Other					
2445 - Office/IT Support	80,000.00	80,000.00	17,837.24	17,837.24	62,162.76
2505 - Directors Fees & Expense	40,000.00	40,000.00	3,408.39	3,408.39	36,591.61
2535 - Liability Insurance	90,000.00	90,000.00	0.00	0.00	90,000.00
2595 - Communication	40,000.00	40,000.00	2,063.19	2,063.19	37,936.81
2625 - Dues & Publications	14,000.00	14,000.00	1,250.00	1,250.00	12,750.00

Income Statement

For Fiscal: 2026 Period Ending: 01/31/2026

IncomeStatement	Original Total Budget	Current Total Budget	MTD Activity	YTD Activity	Budget Remaining
2655 - Outside Services	30,000.00	30,000.00	12,769.78	12,769.78	17,230.22
2745 - Income Tax Expense	20,000.00	20,000.00	0.00	0.00	20,000.00
2775 - Accounting	25,000.00	25,000.00	0.00	0.00	25,000.00
2776 - Legal	240,000.00	240,000.00	43,500.00	43,500.00	196,500.00
2790 - Human Resources Expense	2,000.00	2,000.00	0.00	0.00	2,000.00
2865 - All other	20,000.00	20,000.00	4,230.05	4,230.05	15,769.95
SubCategory: 61 - Other Total:	601,000.00	601,000.00	85,058.65	85,058.65	515,941.35
Category: 6 - G & A Expense Total:	1,814,000.00	1,814,000.00	310,563.63	310,563.63	1,503,436.37
Total Surplus (Deficit):	406,900.00	406,900.00	-346,083.71	-346,083.71	

Income Statement

For Fiscal: 2026 Period Ending: 01/31/2026

Fund Summary

Fund	Original Total Budget	Current Total Budget	MTD Activity	YTD Activity	Budget Remaining
10 - 10	406,900.00	406,900.00	-346,083.71	-346,083.71	752,983.71
Total Surplus (Deficit):	406,900.00	406,900.00	-346,083.71	-346,083.71	



Account	Name	Balance
Fund: 10 - 10		
Assets		
BalSubCategory: 10 - Cash		
10-00-00-10100-00000	Petty Cash	250.00
10-00-00-10201-00000	Checking Account-8431	1,266,017.36
10-00-00-10415-00000	D&O Checking Account	893,567.24
10-00-00-10438-00000	Depre/Obsolescene Res (LAIF)	2,873,102.43
	Total BalSubCategory 10 - Cash:	5,032,937.03
BalSubCategory: 11 - Accounts Receivable		
10-00-00-11100-00000	Accounts Receivable-Domestic	40,931.91
10-00-00-11200-00000	Accounts Receivable-Municipal	382,177.42
10-00-00-11250-00000	Accounts Receivable-Misc.	6,625.12
10-00-00-11260-00000	Accounts Receivable - Dormant	5,952.00
10-00-00-11275-00000	Contra Accounts Receivable - Unapplied C	-87,322.31
10-00-00-11300-00000	Accounts Receivable-Other	288,832.17
10-00-00-11400-00000	Accounts Receivable-Metron Meters	28,618.74
	Total BalSubCategory 11 - Accounts Receivable:	665,815.05
BalSubCategory: 12 - Inventory		
10-00-00-12100-00000	Inventories-Materials & Supply	98,132.98
	Total BalSubCategory 12 - Inventory:	98,132.98
BalSubCategory: 13 - Prepaid		
10-00-00-13100-00000	Prepaid Insurance	8,868.75
10-00-00-13105-00000	PREPAID POSTAGE	369.00
	Total BalSubCategory 13 - Prepaid:	9,237.75
BalSubCategory: 14 - Investments		
10-00-00-14150-00000	P.V.P.A. Investment	1.00
10-00-00-14151-00000	457B Plan Investment	158,625.72
	Total BalSubCategory 14 - Investments:	158,626.72
BalSubCategory: 15 - Property, Plant, & Equipment		
10-00-00-15100-00000	Land & Water Rights	920,161.26
10-00-00-15110-1507J	Work in Progress "Proj J"	544,614.43
10-00-00-15110-2201	Work in Progress	122,188.91
10-00-00-15110-2203	Work in Progress-Proj 2203	318,815.05
10-00-00-15110-25010	Work in Progress 25010	46,990.98
10-00-00-15110-26010	Work in Progress - 26010	1,651.70
10-00-00-15150-00000	Buildings & Site Improvements	1,827,589.96
10-00-00-15200-00000	Wells-Shafts, Bldgs, & Equip	8,181,748.24
10-00-00-15250-00000	Boosters-Bldgs & Equip	2,629,884.62
10-00-00-15300-00000	Reservoirs	5,302,886.16
10-00-00-15350-00000	Tunnels, Forebay, & Ponds	1,592,905.29
10-00-00-15400-00000	Spreading Works-Cucamonga Wash	54,859.53
10-00-00-15410-00000	Spreading Works-SanAntonio Wsh	50,235.18
10-00-00-15450-00000	Pipelines	19,767,034.07
10-00-00-15500-00000	Autos & Equipment	1,040,943.99
10-00-00-15550-00000	Tools	134,863.26
10-00-00-15600-00000	Telemetry System	704,419.66
10-00-00-15650-00000	Office Equipment	445,499.72
10-00-00-15990-00000	Accumulated Depreciation	-18,330,985.99
	Total BalSubCategory 15 - Property, Plant, & Equipment:	25,356,306.02
BalSubCategory: 16 - Other Assets		
10-00-00-16100-00000	Documents & Studies	952,379.74
10-00-00-16105-24010	Work in Progree	33,074.00
10-00-00-16105-25020	Work in Progress - 25020	23,013.31

Balance Sheet

As Of 01/31/2026

Account	Name	Balance
10-00-00-16990-00000	Accumulated Amortization	-732,561.32
	Total BalSubCategory 16 - Other Assets:	275,905.73
	Total Assets:	31,596,961.28
		<u>31,596,961.28</u>

Liability

BalSubCategory: 20 - Short-term less than 1 year		
10-00-00-20100-00000	Trade Accounts Payable	59,642.72
10-00-00-20115-00000	D&O Trade Accounts Payable	4,666.25
10-00-00-20261-00000	Section 125 - Dental	0.09
10-00-00-20262-00000	Section 125 - Vision	0.11
10-00-00-20263-00000	Section 125 - Medical	0.08
10-00-00-20600-00000	Water Hydrant Meter Deposit	2,550.00
10-00-00-20820-00000	Accrued Vacation Payable	89,636.00
	Total BalSubCategory 20 - Short-term less than 1 year:	156,495.25
BalSubCategory: 21 - Long-term more than 1 year		
10-00-00-20152-00000	457B Deferred Comp Liability	158,625.72
10-00-00-21500-00000	Unclaimed Credits	65,958.77
	Total BalSubCategory 21 - Long-term more than 1 year:	224,584.49
	Total Liability:	381,079.74

Equity

BalSubCategory: 30 - Stockholder equity		
10-00-00-30200-00000	Contributed Capital - Ext. Fee	447,258.02
10-00-00-30210-00000	Contr. Property, Plant & Equip	2,432,256.77
10-00-00-30300-00000	Capital Account	1,500,000.00
10-00-00-30310-00000	Unissued Capital Stock	-861,100.00
10-00-00-30400-00000	Retained Earnings-Brd Designated	3,913,781.21
10-00-00-30410-00000	Retained Earnings-Unrestricted	24,129,769.25
	Total BalSubCategory 30 - Stockholder equity:	31,561,965.25
	Total Beginning Equity:	31,561,965.25
Total Revenue		330,277.72
Total Expense		676,361.43
Revenues Over/Under Expenses		-346,083.71
	Total Equity and Current Surplus (Deficit):	31,215,881.54
	Total Liabilities, Equity and Current Surplus (Deficit):	<u>31,596,961.28</u>



San Antonio Water Company, CA

Income Statement

Group Summary

For Fiscal: 2026 Period Ending: 02/28/2026

IncomeStatement	Original Total Budget	Current Total Budget	MTD Activity	YTD Activity	Budget Remaining
Category: 4 - Income					
SubCategory: 40 - Shareholder Revenue					
1185 - Water Sales - Domestic	387,400.00	387,400.00	66,881.23	66,364.12	321,035.88
1230 - Water Fixed Charges - Domestic	591,000.00	591,000.00	99,434.77	99,500.74	491,499.26
1245 - Water Sales - Municipal	3,322,000.00	3,322,000.00	101,417.95	207,007.54	3,114,992.46
1268 - Water Fixed Charges - Municipal	974,000.00	974,000.00	78,950.91	157,901.82	816,098.18
1274 - Water Sales - Misc.	280,000.00	280,000.00	4,856.84	9,591.00	270,409.00
1288 - Water Fixed Charges - Misc.	47,000.00	47,000.00	7,679.76	15,359.52	31,640.48
1295 - Water Fixed Charges - Inactive Shareholders	50,000.00	50,000.00	8,872.44	8,872.44	41,127.56
1300 - Sale of Water/From Storage	0.00	0.00	0.00	97,875.00	-97,875.00
1309 - Shareholder Fees	10,000.00	10,000.00	370.00	985.00	9,015.00
SubCategory: 40 - Shareholder Revenue Total:	5,661,400.00	5,661,400.00	368,463.90	663,457.18	4,997,942.82
SubCategory: 42 - Non-Shareholder Revenue					
1725 - Misc. Income	2,000.00	2,000.00	3,650.90	3,650.90	-1,650.90
1750 - Service/Litigation Agreements	0.00	0.00	143.09	295.71	-295.71
1753 - Ground Lease Income	62,000.00	62,000.00	5,070.54	10,141.08	51,858.92
1755 - Interest Earned	130,000.00	130,000.00	0.00	30,061.28	99,938.72
SubCategory: 42 - Non-Shareholder Revenue Total:	194,000.00	194,000.00	8,864.53	44,148.97	149,851.03
Category: 4 - Income Total:	5,855,400.00	5,855,400.00	377,328.43	707,606.15	5,147,793.85
Category: 5 - O & M Expense					
SubCategory: 50 - Operating Facilities					
2175 - Field Labor	500,000.00	500,000.00	37,271.07	74,806.06	425,193.94
2235 - Repairs to Facilities and Equipment	350,000.00	350,000.00	16,158.68	117,867.40	232,132.60
2265 - Power-Gas & Electric (utilities)	1,100,000.00	1,100,000.00	51,627.23	83,534.13	1,016,465.87
SubCategory: 50 - Operating Facilities Total:	1,950,000.00	1,950,000.00	105,056.98	276,207.59	1,673,792.41
SubCategory: 51 - Operating Activities					
2475 - Customer Service	11,000.00	11,000.00	192.20	2,055.91	8,944.09
2498 - Conservation	10,000.00	10,000.00	0.00	0.00	10,000.00
SubCategory: 51 - Operating Activities Total:	21,000.00	21,000.00	192.20	2,055.91	18,944.09
SubCategory: 52 - Other Operating Expense					
2210 - O & M - All Other	3,500.00	3,500.00	0.00	0.00	3,500.00
2295 - Supplies (Inventory & Tools Expense)	15,000.00	15,000.00	737.54	1,555.49	13,444.51
2565 - Depreciation/Amortization	1,200,000.00	1,200,000.00	106,905.46	213,681.36	986,318.64
2715 - Property Taxes	245,000.00	245,000.00	152,414.70	152,414.70	92,585.30
2805 - Water Resource Mgmt.	200,000.00	200,000.00	0.00	85,189.63	114,810.37
SubCategory: 52 - Other Operating Expense Total:	1,663,500.00	1,663,500.00	260,057.70	452,841.18	1,210,658.82
Category: 5 - O & M Expense Total:	3,634,500.00	3,634,500.00	365,306.88	731,104.68	2,903,395.32
Category: 6 - G & A Expense					
SubCategory: 60 - Personnel					
2115 - Administrative Labor	600,000.00	600,000.00	42,834.68	194,830.08	405,169.92
2325 - Payroll Taxes	90,000.00	90,000.00	7,510.90	25,386.56	64,613.44
2355 - Worker's Compensation Insurance	18,000.00	18,000.00	0.00	1,975.00	16,025.00
2385 - Benefit Pay (Vac., sick, etc.)	230,000.00	230,000.00	14,794.67	36,478.24	193,521.76
2415 - Benefit Insurance (Pension,Life,Medical,Vision etc)	275,000.00	275,000.00	23,268.98	55,244.33	219,755.67
SubCategory: 60 - Personnel Total:	1,213,000.00	1,213,000.00	88,409.23	313,914.21	899,085.79
SubCategory: 61 - Other					
2445 - Office/IT Support	80,000.00	80,000.00	5,828.20	23,665.44	56,334.56
2505 - Directors Fees & Expense	40,000.00	40,000.00	3,735.49	7,143.88	32,856.12
2535 - Liability Insurance	90,000.00	90,000.00	0.00	0.00	90,000.00
2595 - Communication	40,000.00	40,000.00	1,867.67	3,930.86	36,069.14
2625 - Dues & Publications	14,000.00	14,000.00	8,415.00	9,665.00	4,335.00

Income Statement

For Fiscal: 2026 Period Ending: 02/28/2026

IncomeStatement	Original Total Budget	Current Total Budget	MTD Activity	YTD Activity	Budget Remaining
2655 - Outside Services	30,000.00	30,000.00	-476.77	12,293.01	17,706.99
2745 - Income Tax Expense	20,000.00	20,000.00	0.00	0.00	20,000.00
2775 - Accounting	25,000.00	25,000.00	0.00	0.00	25,000.00
2776 - Legal	240,000.00	240,000.00	24,944.40	68,444.40	171,555.60
2790 - Human Resources Expense	2,000.00	2,000.00	38.01	38.01	1,961.99
2865 - All other	20,000.00	20,000.00	1,062.63	5,292.68	14,707.32
SubCategory: 61 - Other Total:	601,000.00	601,000.00	45,414.63	130,473.28	470,526.72
Category: 6 - G & A Expense Total:	1,814,000.00	1,814,000.00	133,823.86	444,387.49	1,369,612.51
Total Surplus (Deficit):	406,900.00	406,900.00	-121,802.31	-467,886.02	

Income Statement

For Fiscal: 2026 Period Ending: 02/28/2026

Fund Summary

Fund	Original Total Budget	Current Total Budget	MTD Activity	YTD Activity	Budget Remaining
10 - 10	406,900.00	406,900.00	-121,802.31	-467,886.02	874,786.02
Total Surplus (Deficit):	406,900.00	406,900.00	-121,802.31	-467,886.02	



Account	Name	Balance
Fund: 10 - 10		
Assets		
BalSubCategory: 10 - Cash		
10-00-00-10100-00000	Petty Cash	250.00
10-00-00-10201-00000	Checking Account-8431	1,462,033.30
10-00-00-10415-00000	D&O Checking Account	855,118.81
10-00-00-10438-00000	Depre/Obsolescene Res (LAIF)	2,873,102.43
	Total BalSubCategory 10 - Cash:	5,190,504.54
BalSubCategory: 11 - Accounts Receivable		
10-00-00-11100-00000	Accounts Receivable-Domestic	176,308.44
10-00-00-11200-00000	Accounts Receivable-Municipal	180,368.86
10-00-00-11250-00000	Accounts Receivable-Misc.	17,056.51
10-00-00-11260-00000	Accounts Receivable - Dormant	11,150.37
10-00-00-11275-00000	Contra Accounts Receivable - Unapplied C	-80,691.84
10-00-00-11300-00000	Accounts Receivable-Other	178,312.14
10-00-00-11400-00000	Accounts Receivable-Metron Meters	28,618.74
	Total BalSubCategory 11 - Accounts Receivable:	511,123.22
BalSubCategory: 12 - Inventory		
10-00-00-12100-00000	Inventories-Materials & Supply	96,970.91
	Total BalSubCategory 12 - Inventory:	96,970.91
BalSubCategory: 13 - Prepaid		
10-00-00-13100-00000	Prepaid Insurance	8,868.75
10-00-00-13105-00000	PREPAID POSTAGE	369.00
	Total BalSubCategory 13 - Prepaid:	9,237.75
BalSubCategory: 14 - Investments		
10-00-00-14150-00000	P.V.P.A. Investment	1.00
10-00-00-14151-00000	457B Plan Investment	161,685.86
	Total BalSubCategory 14 - Investments:	161,686.86
BalSubCategory: 15 - Property, Plant, & Equipment		
10-00-00-15100-00000	Land & Water Rights	920,161.26
10-00-00-15110-1507J	Work in Progress "Proj J"	556,614.43
10-00-00-15110-2201	Work in Progress	122,863.91
10-00-00-15110-2203	Work in Progress-Proj 2203	318,815.05
10-00-00-15110-25010	Work in Progress 25010	92,251.98
10-00-00-15110-26010	Work in Progress - 26010	142,600.74
10-00-00-15110-26030	Work in Progress - 26030	33,470.20
10-00-00-15110-26040	Work in Progress - 26040	14,071.37
10-00-00-15150-00000	Buildings & Site Improvements	1,827,589.96
10-00-00-15200-00000	Wells-Shafts, Bldgs, & Equip	8,181,748.24
10-00-00-15250-00000	Boosters-Bldgs & Equip	2,629,884.62
10-00-00-15300-00000	Reservoirs	5,302,886.16
10-00-00-15350-00000	Tunnels, Forebay, & Ponds	1,592,905.29
10-00-00-15400-00000	Spreading Works-Cucamonga Wash	54,859.53
10-00-00-15410-00000	Spreading Works-SanAntonio Wsh	50,235.18
10-00-00-15450-00000	Pipelines	19,736,257.07
10-00-00-15500-00000	Autos & Equipment	1,040,943.99
10-00-00-15550-00000	Tools	134,863.26
10-00-00-15600-00000	Telemetry System	704,419.66
10-00-00-15650-00000	Office Equipment	445,499.72
10-00-00-15990-00000	Accumulated Depreciation	-18,402,106.12
	Total BalSubCategory 15 - Property, Plant, & Equipment:	25,500,835.50
BalSubCategory: 16 - Other Assets		
10-00-00-16100-00000	Documents & Studies	953,173.47

Balance Sheet

As Of 02/28/2026

Account	Name	Balance
10-00-00-16105-24010	Work in Progree	33,074.00
10-00-00-16105-25020	Work in Progress - 25020	23,013.31
10-00-00-16105-26050	Work in Progress - 26050	22,138.75
10-00-00-16990-00000	Accumulated Amortization	-730,596.72
	Total BalSubCategory 16 - Other Assets:	300,802.81
	Total Assets:	31,771,161.59
		<u>31,771,161.59</u>

Liability

BalSubCategory: 20 - Short-term less than 1 year		
10-00-00-20100-00000	Trade Accounts Payable	122,468.01
10-00-00-20115-00000	D&O Trade Accounts Payable	234,783.18
10-00-00-20261-00000	Section 125 - Dental	0.17
10-00-00-20262-00000	Section 125 - Vision	0.21
10-00-00-20263-00000	Section 125 - Medical	0.16
10-00-00-20600-00000	Water Hydrant Meter Deposit	2,550.00
10-00-00-20820-00000	Accrued Vacation Payable	89,636.00
	Total BalSubCategory 20 - Short-term less than 1 year:	449,437.73
BalSubCategory: 21 - Long-term more than 1 year		
10-00-00-20152-00000	457B Deferred Comp Liability	161,685.86
10-00-00-21500-00000	Unclaimed Credits	65,958.77
	Total BalSubCategory 21 - Long-term more than 1 year:	227,644.63
	Total Liability:	677,082.36

Equity

BalSubCategory: 30 - Stockholder equity		
10-00-00-30200-00000	Contributed Capital - Ext. Fee	447,258.02
10-00-00-30210-00000	Contr. Property, Plant & Equip	2,432,256.77
10-00-00-30300-00000	Capital Account	1,500,000.00
10-00-00-30310-00000	Unissued Capital Stock	-861,100.00
10-00-00-30400-00000	Retained Earngs-Brd Designated	3,913,781.21
10-00-00-30410-00000	Retained Earnings-Unrestricted	24,129,769.25
	Total BalSubCategory 30 - Stockholder equity:	31,561,965.25
	Total Beginning Equity:	31,561,965.25
Total Revenue		707,606.15
Total Expense		1,175,492.17
Revenues Over/Under Expenses		-467,886.02
	Total Equity and Current Surplus (Deficit):	31,094,079.23

Total Liabilities, Equity and Current Surplus (Deficit): 31,771,161.59

Monthly Investment Activity Summary - Compiled from Banking Statements for Correlation with Monthly Financials								
	Institution	Type of Investment	Date of Maturity	Rate of Interest	1/31/2026	Reserves		
						Operating target: \$1.06M-\$2.12M	Depreciation & Obsolescence target: \$1.27M-\$5.08M	
Undesignated	Citizens Business Bank (CBB)	Checking	N/A	None	\$ 1,266,017.36	\$ 1,266,017.36	Capital Investment & Depreciation	Modernization
Designated	Citizens Business Bank (CBB)	Checking	N/A	None	\$ 893,567.24		\$ 893,567.24	
	Local Agency Investment Fund	LAIF	N/A	3.931%	\$ 2,873,102.43		\$ 1,089,940.23	\$ 1,783,162.20
					\$ 5,032,687.03	\$ 1,266,017.36	\$ 1,983,507.47	\$ 1,783,162.20

Monthly Investment Activity Summary - Compiled from Banking Statements for Correlation with Monthly Financials								
	Institution	Type of Investment	Date of Maturity	Rate of Interest	2/28/2026	Reserves		
						Operating target: \$1.06M-\$2.12M	Depreciation & Obsolescence target: \$1.27M-\$5.08M	
Undesignated	Citizens Business Bank (CBB)	Checking	N/A	None	\$ 1,462,033.30	\$ 1,462,033.30	Capital Investment & Depreciation	Modernization
Designated	Citizens Business Bank (CBB)	Checking	N/A	None	\$ 855,118.81		\$ 855,118.81	
	Local Agency Investment Fund	LAIF	N/A	3.931%	\$ 2,873,102.43		\$ 1,089,940.23	\$ 1,783,162.20
					\$ 5,190,254.54	\$ 1,462,033.30	\$ 1,945,059.04	\$ 1,783,162.20

2026 Production

CHINO BASIN	Jan-26	Feb-26	Mar-26	Apr-26	May-26	Jun-26	Jul-26	Aug-26	Sep-26	Oct-26	Nov-26	Dec-26	THIS YEAR
Yearly Production Rights = 1232	52.31%	52.31%	52.31%	52.31%	52.31%	52.31%	-	-	-	-	-	-	-
Well #12 - inactive	-	-	-	-	-	-	-	-	-	-	-	-	-
Well #15 - Domestic	0.06	0.00	-	-	-	-	-	-	-	-	-	-	0.0590
Well #16 - Domestic	0.12	-	-	-	-	-	-	-	-	-	-	-	0.12
Well#18 - inactive	-	-	-	-	-	-	-	-	-	-	-	-	-
Subtotal	0.17	0.00	-	-	-	-	-	-	-	-	-	-	0.17
CUCAMONGA BASIN	Jan-26	Feb-26	Mar-26	Apr-26	May-26	Jun-26	Jul-26	Aug-26	Sep-26	Oct-26	Nov-26	Dec-26	THIS YEAR
Yearly Production Rights = 6401 (1901 10-yr Average Spread)	5.62%	8.84%	19.02%	25.51%	32.17%	39.10%	46.80%	53.67%	61.33%	68.14%	76.20%	82.94%	-
Well #2	107.32	79.30	120.39	-	-	-	-	-	-	-	-	-	307.01
Well #3	0.12	-	0.08	-	-	-	-	-	-	-	-	-	0.20
Well#19 - inactive	-	-	-	-	-	-	-	-	-	-	-	-	-
Well #22	8.63	8.64	41.38	-	-	-	-	-	-	-	-	-	58.65
Well #24	0.43	0.00	241.23	-	-	-	-	-	-	-	-	-	241.66
Well #31	-	-	-	-	-	-	-	-	-	-	-	-	-
Well #32 - Domestic	-	-	-	-	-	-	-	-	-	-	-	-	-
Upl. # 15 (SAWCo's Rts)	243.29	118.39	248.11	-	-	-	-	-	-	-	-	-	609.78
Subtotal	359.78	206.33	651.19	-	-	-	-	-	-	-	-	-	1,217.30
Upl. # 15 (WECWCo's Rts) Memo Only	-	-	-	-	-	-	-	-	-	-	-	-	-
SIX BASINS	Jan-26	Feb-26	Mar-26	Apr-26	May-26	Jun-26	Jul-26	Aug-26	Sep-26	Oct-26	Nov-26	Dec-26	THIS YEAR
Yearly Production Rights = 932	5.12%	15.85%	28.22%	40.79%	52.59%	64.66%	76.78%	88.77%	100.81%	113.51%	125.30%	137.42%	-
Well #25-A	-	-	-	-	-	-	-	-	-	-	-	-	-
Well #26	47.73	54.33	47.63	-	-	-	-	-	-	-	-	-	149.69
Well 27-A	0.01	45.63	67.69	-	-	-	-	-	-	-	-	-	113.323
Subtotal	47.74	99.96	115.32	-	-	-	-	-	-	-	-	-	263.01
TOTAL PUMPED	407.69	306.29	766.50	-	-	-	-	-	-	-	-	-	1,480.49
GRAVITY FLOW	Jan-26	Feb-26	Mar-26	Apr-26	May-26	Jun-26	Jul-26	Aug-26	Sep-26	Oct-26	Nov-26	Dec-26	THIS YEAR
V screen	688.66	648.16	1,133.32	-	-	-	-	-	-	-	-	-	2,470.15
backwash from city treatment plant	-	0.08	-	-	-	-	-	-	-	-	-	-	0.08
San Antonio Tunnel (forebay)	226.28	194.43	254.60	-	-	-	-	-	-	-	-	-	675.31
San Antonio Tunnel (Upland TP)	-	-	-	-	-	-	-	-	-	-	-	-	-
Frankish & Stamm Tunnel 8" PRODUCTION	110.88	65.60	98.99	-	-	-	-	-	-	-	-	-	275.46
San Ant. Tunnel Connect to City	-	-	-	-	-	-	-	-	-	-	-	-	-
Discharge to waste	-	-	-	-	-	-	-	-	-	-	-	-	-
TOTAL GRAVITY	1,025.82	908.26	1,486.91	-	-	-	-	-	-	-	-	-	3,421.00
Monthly													
San Antonio Tunnel to Forebay	226.28	194.43	254.60	-	-	-	-	-	-	-	-	-	675.31
San Antonio Tunnel to Upland TP	-	-	-	-	-	-	-	-	-	-	-	-	-
V Screen, Frankish & Stamm Tunnel and TP Backwash	799.54	713.84	1,232.31	-	-	-	-	-	-	-	-	-	2,745.69
Gravity Production	1,025.82	908.26	1,486.91	-	-	-	-	-	-	-	-	-	3,421.00
Cumulative													
San Antonio Tunnel to Forebay	226.28	420.71	675.31	-	-	-	-	-	-	-	-	-	675.31
San Antonio Tunnel to Upland TP	-	-	-	-	-	-	-	-	-	-	-	-	-
V Screen, Frankish & Stamm Tunnel and TP Backwash	799.54	1,513.38	2,745.69	-	-	-	-	-	-	-	-	-	2,745.69
Gravity Production	1,025.82	1,934.09	3,421.00	-	-	-	-	-	-	-	-	-	3,421.00
Purchased Water - Upl. City to Dom. Sys.	-	-	-	-	-	-	-	-	-	-	-	-	-
Total Production	1,433.52	1,214.55	2,253.41	-	-	-	-	-	-	-	-	-	4,901.48
Total Cumulative Production	1,433.52	2,648.07	4,901.48	-	-	-	-	-	-	-	-	-	-
Domestic Production	Jan-26	Feb-26	Mar-26	Apr-26	May-26	Jun-26	Jul-26	Aug-26	Sep-26	Oct-26	Nov-26	Dec-26	THIS YEAR
Domestic Production	226.45	194.43	254.60	-	-	-	-	-	-	-	-	-	675.48
Irrigation Production	Jan-26	Feb-26	Mar-26	Apr-26	May-26	Jun-26	Jul-26	Aug-26	Sep-26	Oct-26	Nov-26	Dec-26	THIS YEAR
Irrigation Production	1,207.06	1,020.12	1,998.82	-	-	-	-	-	-	-	-	-	4,226.00
RainFall (Inches)	Jan-26	Feb-26	Mar-26	Apr-26	May-26	Jun-26	Jul-26	Aug-26	Sep-26	Oct-26	Nov-26	Dec-26	THIS YEAR
RainFall (Inches)	2.40	4.67	0.09	-	-	-	-	-	-	-	-	-	-
Cumulative (Inches)	2.40	7.07	7.16	-	-	-	-	-	-	-	-	-	-

2026 Consumption

DOMESTIC	Jan-26	Feb-26	Mar-26	Apr-26	May-26	Jun-26	Jul-26	Aug-26	Sep-26	Oct-26	Nov-26	Dec-26	THIS YEAR
Dom. Sys. - Base	50.05	38.87	84.64	-	-	-	-	-	-	-	-	-	173.56
Dom. Sys. - Supplemental	5.37	17.39	12.13	-	-	-	-	-	-	-	-	-	34.89
Dom. Sys. - Tier 3	3.36	13.48	3.97	-	-	-	-	-	-	-	-	-	20.81
Dom. Sys. - Del. to Upland(24th/Campus)	17.59	39.59	40.47	-	-	-	-	-	-	-	-	-	97.65
Dom. Sys. -Del. To Upland (Well 16/15)	-	-	-	-	-	-	-	-	-	-	-	-	-
Dom. Sys. - Del. to Upland(24th/Mtn)-installed 4/2/19	0.00	3.32	4.93	-	-	-	-	-	-	-	-	-	8.25
Tunnel meter to the Upland	-	-	-	-	-	-	-	-	-	-	-	-	-
Tunnel meter to Upland TP	-	-	-	-	-	-	-	-	-	-	-	-	-
Discharge to waste	-	-	-	-	-	-	-	-	-	-	-	-	-
TOTAL	76.37	112.65	146.15	-	-	-	-	-	-	-	-	-	335.16

Truck Loads - note only crosswall projects	-	-	-	-	-	-	-	-	-	-	-	-	-
Well 32 Hydrant Mtr. - note only(started 8/6/18)Crosswalls	-	-	-	-	-	-	-	-	-	-	-	-	-

Irr. Note only Del. to MVWD(wheeled through Upland)	-	-	-	-	-	-	-	-	-	-	-	-	-
-----------------------------------------------------	---	---	---	---	---	---	---	---	---	---	---	---	---

IRRIGATION	Jan-26	Feb-26	Mar-26	Apr-26	May-26	Jun-26	Jul-26	Aug-26	Sep-26	Oct-26	Nov-26	Dec-26	THIS YEAR
Irrig. Sys. -Upland(Pump & Rec'd) (City W#15)	243.29	118.39	248.11	-	-	-	-	-	-	-	-	-	609.78
Irrig. Sys. - Upl. City - Tier 1	149.97	203.46	563.96	-	-	-	-	-	-	-	-	-	917.39
Irrig. Sys. - Upl. City - Tier 2	-	-	-	-	-	-	-	-	-	-	-	-	-
Irrig. Sys. - Monte Vista - Tier 1	-	0.02	-	-	-	-	-	-	-	-	-	-	0.02
Irrig. Sys. - Monte Vista - Tier 2	-	-	-	-	-	-	-	-	-	-	-	-	-
Irrig. Sys. - Ont. City - Tier 1	-	-	-	-	-	-	-	-	-	-	-	-	-
Irrig. Sys. - Ont. City - Tier 2	-	-	-	-	-	-	-	-	-	-	-	-	-
Irrig. Sys. - Cucamonga Valley - Tier 1	-	-	-	-	-	-	-	-	-	-	-	-	-
Irrig. Sys. - Cucamonga Valley - Tier 2	-	-	-	-	-	-	-	-	-	-	-	-	-
Irrig. Sys. - Holiday Rock Co - Tier 1	9.37	10.00	15.02	-	-	-	-	-	-	-	-	-	34.39
Irrig. Sys. - Holiday Rock Co - Tier 2	-	-	-	-	-	-	-	-	-	-	-	-	-
Irrig. Sys. - Holiday Rock Co - Tier 3	-	-	-	-	-	-	-	-	-	-	-	-	-
Irrig. Sys. - Red Hill Golf Course - Tier 1	8.27	8.29	23.78	-	-	-	-	-	-	-	-	-	40.34
Irrig. Sys. - Red Hill Golf Course - Tier 2	-	-	15.92	-	-	-	-	-	-	-	-	-	15.92
Irrig. Sys. - Red Hill Golf Course - Tier 3	-	-	-	-	-	-	-	-	-	-	-	-	-
Irrig. Sys. - Red Hills HOA - Tier 1	0.17	0.21	1.02	-	-	-	-	-	-	-	-	-	1.40
Irrig. Sys. - Red Hills HOA - Tier 2	-	-	0.01	-	-	-	-	-	-	-	-	-	0.01
Irrig. Sys. - Red Hills HOA - Tier 3	-	-	-	-	-	-	-	-	-	-	-	-	-
Irrig. Sys. - Minor Irrigators - Tier 1	0.61	0.40	2.02	-	-	-	-	-	-	-	-	-	3.04
Irrig. Sys. - Minor Irrigators - Tier 2	-	-	0.20	-	-	-	-	-	-	-	-	-	0.20
Irrig. Sys. - Minor irrigators - Tier 3	-	-	-	-	-	-	-	-	-	-	-	-	-
TOTAL	411.67	340.76	870.05	-	-	-	-	-	-	-	-	-	1,622.48

Paper Water Transfers	Jan-26	Feb-26	Mar-26	Apr-26	May-26	Jun-26	Jul-26	Aug-26	Sep-26	Oct-26	Nov-26	Dec-26	THIS YEAR
City of Upland	-	-	-	-	-	-	-	-	-	-	-	-	-
Monte Vista Water District	-	-	-	-	-	-	-	-	-	-	-	-	-
City of Ontario	-	-	-	-	-	-	-	-	-	-	-	-	-
Cucamonga Valley Water District	-	-	-	-	-	-	-	-	-	-	-	-	-
Minor Shareholders	-	-	-	-	-	-	-	-	-	-	-	-	-

COMPANY TOTALS	Jan-26	Feb-26	Mar-26	Apr-26	May-26	Jun-26	Jul-26	Aug-26	Sep-26	Oct-26	Nov-26	Dec-26	THIS YEAR
San Antonio Heights	58.78	69.74	100.74	-	-	-	-	-	-	-	-	-	229.26
City of Upland	410.84	364.75	857.48	-	-	-	-	-	-	-	-	-	1,633.07
Monte Vista Water District	-	0.02	-	-	-	-	-	-	-	-	-	-	0.02
City of Ontario	-	-	-	-	-	-	-	-	-	-	-	-	-
Cucamonga Valley Water District	-	-	-	-	-	-	-	-	-	-	-	-	-
Holiday Rock Company	9.37	10.00	15.02	-	-	-	-	-	-	-	-	-	34.39
Red Hills Golf Course	8.27	8.29	39.70	-	-	-	-	-	-	-	-	-	56.26
Red Hill HOA	0.17	0.21	1.03	-	-	-	-	-	-	-	-	-	1.41
Minor Irrigators	0.61	0.40	2.23	-	-	-	-	-	-	-	-	-	3.24
TOTAL	488.04	453.41	1,016.20	-	-	-	-	-	-	-	-	-	1,957.65

IRRIGATORS	Jan-26	Feb-26	Mar-26	Apr-26	May-26	Jun-26	Jul-26	Aug-26	Sep-26	Oct-26	Nov-26	Dec-26	THIS YEAR
Irrigator Emberton	0.21	0.15	0.23	-	-	-	-	-	-	-	-	-	0.59
Irrigator Dicarilo	0.04	0.03	0.08	-	-	-	-	-	-	-	-	-	0.15
Irrigator Mistretta	-	-	0.60	-	-	-	-	-	-	-	-	-	0.60
Irrigator Scheu	-	-	0.67	-	-	-	-	-	-	-	-	-	0.67
Irrigator Pfister	0.36	0.22	0.65	-	-	-	-	-	-	-	-	-	1.23

2026 Spread and Storage

Cucamonga Basin

	Jan-26	Feb-26	Mar-26	Apr-26	May-26	Jun-26	Jul-26	Aug-26	Sep-26	Oct-26	Nov-26	Dec-26	THIS YEAR
23rd St. (Meter) - Basin 6 - A	41.30	72.50	154.78	-	-	-	-	-	-	-	-	-	268.58
15th Street Basin	-	-	41.01	-	-	-	-	-	-	-	-	-	41.01
Basin 3 meter (23rd street Clock)	181.68	139.17	245.45	-	-	-	-	-	-	-	-	-	566.30
Frankish & Stamm Tunnel to Basin 3	113.26	66.69	100.75	-	-	-	-	-	-	-	-	-	280.70
Vscreen via Frankish & Stamm Meter to Basin 3	106.48	89.49	65.23	-	-	-	-	-	-	-	-	-	261.20
PRV Station (res 1)(basin 6)	7.68	2.47	60.90	-	-	-	-	-	-	-	-	-	71.05
Monthly Spread	450.39	370.33	668.12	-	-	-	-	-	-	-	-	-	1,488.85
Cumulative Spread	450.39	820.72	1,488.85	-	-	-	-	-	-	-	-	-	

Six Basins

Note: City of Upland Well Exercising may contribute to spread

Monthly Spread	281.03	163.72	150.09	-	-	-	-	-	-	-	-	-	594.83
Cumulative Spread	281.03	444.75	594.83	-	-	-	-	-	-	-	-	-	

Note: Maximum end of year storage limit: 2,000 AF

Note: Maximum yearly spread limit: 1,000 AFY

Previous Storage	708.30	1,019.26	1,160.68	1,273.12	1,350.79	1,428.45	1,506.12	1,583.79	1,661.45	1,739.12	1,816.79	1,894.45	
Spread	281.03	163.72	150.09	-	-	-	-	-	-	-	-	-	
Paper Transfer to other agencies	-	-	-	-	-	-	-	-	-	-	-	-	
Unused Monthly OSY	29.93	(22.29)	(37.65)	77.67	77.67	77.67	77.67	77.67	77.67	77.67	77.67	77.67	77.67
Current Storage Estimate	1,019	1,161	1,273	1,351	1,428	1,506	1,584	1,661	1,739	1,817	1,894	1,972	

932 yearly OSY = 77.67 monthly OSY

Chino Basin

Monthly Spread	166.24	221.64	400.96	-	-	-	-	-	-	-	-	-	788.85
Cumulative Spread	166.24	387.88	788.85	-	-	-	-	-	-	-	-	-	

Local Supplemental Account (Spreading)*	7,802.50	7,968.74	7,968.74	-	-	-	-	-	-	-	-	-	-
Carry Over Account	1,232.00	1,232.00	1,232.00	-	-	-	-	-	-	-	-	-	-
Excess Carry Over Account*	8,412.32	8,514.81	8,617.48	-	-	-	-	-	-	-	-	-	-
Preemptive Replenishment Account	-	-	-	-	-	-	-	-	-	-	-	-	-
Total Storage	17,446.82	17,715.56	17,818.22	-	-	-	-	-	-	-	-	-	-
Spread	166.24	221.64	400.96	-	-	-	-	-	-	-	-	-	-
Paper Transfer to other agencies	-	-	-	-	-	-	-	-	-	-	-	-	-
Unused Monthly OSY	102.49	102.66	102.67	-	-	-	-	-	-	-	-	-	-
Current Storage Estimate*	17,716	18,040	18,322	-	-	-	-	-	-	-	-	-	-

1,232 yearly OSY = 102.67 monthly OSY

* Does not include yearly storage losses calc of 0.07%

Company Wide

Monthly Spread	897.67	755.69	1,219.17	-	-	-	-	-	-	-	-	-	2,872.52
Cumulative Spread	897.67	1,653.35	2,872.52	-	-	-	-	-	-	-	-	-	
Total Current Storage Estimate	18,735	19,201	19,595	1,351	1,428	1,506	1,584	1,661	1,739	1,817	1,894	1,972	

Meter to spread ponds (NOTE ONLY)	-	-	-	-	-	-	-	-	-	-	-	-	-
-----------------------------------	---	---	---	---	---	---	---	---	---	---	---	---	---

2026 GW Production Rights

Yearly %	JAN	FEB	MAR	APR	MAY	JUN	JUL	AUG	SEPT	OCT	NOV	DEC
	8%	17%	25%	33%	42%	50%	58%	67%	75%	83%	92%	100%

Cucamonga Basin Production

Yearly Production Rights = 6401 (4,500AF + 1901AF 10-yr Average Spread)

	Jan-26	Feb-26	Mar-26	Apr-26	May-26	Jun-26	Jul-26	Aug-26	Sep-26	Oct-26	Nov-26	Dec-26	THIS YEAR
Production	359.78	206.33	651.19	-	-	-	-	-	-	-	-	-	
Cumulative Production	359.78	566.11	1,217.30	-	-	-	-	-	-	-	-	-	1,217.30
Cumulative Production Rights	533.43	1,066.85	1,600.28	-	-	-	-	-	-	-	-	-	6,401
% of Production Rights*	5.62%	8.84%	19.02%	25.51%	32.17%	39.10%	46.80%	53.67%	61.33%	68.14%	76.20%	82.94%	19.0%

Six Basins Production

Yearly Production Rights = 932AF

	Jan-26	Feb-26	Mar-26	Apr-26	May-26	Jun-26	Jul-26	Aug-26	Sep-26	Oct-26	Nov-26	Dec-26	THIS YEAR
Production	47.74	99.96	115.32	-	-	-	-	-	-	-	-	-	
Cumulative Production	47.74	147.70	263.01	-	-	-	-	-	-	-	-	-	263.01
Cumulative Production Rights	77.67	155.33	233.00	-	-	-	-	-	-	-	-	-	932
% of Production Rights*	5.12%	15.85%	28.22%	40.79%	52.59%	64.66%	76.78%	88.77%	100.81%	113.51%	125.30%	137.42%	28.2%

Chino Basin Production

Note: Chino Basin production rights are calculated from July through June.

Yearly Production Rights = 1232AF

	Dec-25	Jan-26	Feb-26	Mar-26	Apr-26	May-26	Jun-26	Jul-26	Aug-26	Sep-26	Oct-26	Nov-26	Dec-26	THIS YEAR
Production		0.17	0.00	-	-	-	-	-	-	-	-	-	-	0.17
Cumulative Production for 2025	644.32	0.17	0.17	0.17	-	-	-	-	-	-	-	-	-	
Water Year 25-26														
Cumulative Production	644.32	644.49	644.49	644.49	-	-	-							644.49
Cumulative Rights	616.00	718.67	821.33	924.00	1,026.67	1,129.33	1,232.00							1,232.00
% of Production Rights 25-26*		52.31%	52.31%	52.31%	52.31%	52.31%	52.31%							
Water Year 26-27														
Cumulative Production								-	-	-	-	-	-	-
Cumulative Rights								102.67	205.33	308.00	410.67	513.33	616.00	1,232.00
% of Production Rights 26-27*								-	-	-	-	-	-	-

* - Out months are Exponential Smoothing (ETS) forecasts based on basin production to date

Chino Basin	Jul-19	Aug-19	Sep-19	Oct-19	Nov-19	Dec-19	Jan-20	Feb-20	Mar-20	Apr-20	May-20	Jun-20	WY19-20
Water Year 19-20													
Cumulative Production	5.24	110.22	227.03	351.18	470.30	470.30	470.53	470.80	470.80	471.09	486.34	614.43	
Cumulative Rights	102.67	205.33	308.00	410.67	513.33	616.00	718.67	821.33	924.00	1,026.67	1,129.33	1,232.00	1,232.00
% of Production Rights 19-20	5.10%	53.68%	73.71%	85.51%	91.62%	76.35%	65.47%	57.32%	50.95%	45.89%	43.06%	49.87%	

2026 Production v Consumption

Yearly %	JAN	FEB	MAR	APR	MAY	JUN	JUL	AUG	SEPT	OCT	NOV	DEC
	8%	17%	25%	33%	42%	50%	58%	67%	75%	83%	92%	100%

Consumption versus Entitlement, Company Wide **Active Shares**

	Jan-26	Feb-26	Mar-26	Apr-26	May-26	Jun-26	Jul-26	Aug-26	Sep-26	Oct-26	Nov-26	Dec-26	THIS YEAR
Consumption	488.04	453.41	1,016.20	-	-	-	-	-	-	-	-	-	
Cumulative Consumption	488.04	941.45	1,957.65	-	-	-	-	-	-	-	-	-	1,957.65
<i>Cumulative Entitlement (straight line)</i>	1,201.67	2,403.35	3,605.02	-	-	-	-	-	-	-	-	-	14,420
% of Entitlement*	3.38%	6.53%	13.58%	18.70%	23.78%	29.11%	34.82%	40.06%	45.44%	50.81%	56.19%	61.56%	13.6%

Consumption versus Entitlement, Company Wide **Total Shares**

	Jan-26	Feb-26	Mar-26	Apr-26	May-26	Jun-26	Jul-26	Aug-26	Sep-26	Oct-26	Nov-26	Dec-26	THIS YEAR
Consumption	488.04	453.41	1,016.20	-	-	-	-	-	-	-	-	-	
Cumulative Consumption	488.04	941.45	1,957.65	-	-	-	-	-	-	-	-	-	1,957.65
<i>Cumulative Entitlement (straight line)</i>	1,250.00	2,500.00	3,750.00	-	-	-	-	-	-	-	-	-	15,000
% of Entitlement*	3.25%	6.28%	13.05%	17.97%	22.86%	27.99%	33.47%	38.51%	43.68%	48.85%	54.02%	59.18%	13.1%

Production versus Consumption, Company Wide

	Jan-26	Feb-26	Mar-26	Apr-26	May-26	Jun-26	Jul-26	Aug-26	Sep-26	Oct-26	Nov-26	Dec-26	THIS YEAR
Production	1,433.52	1,214.55	2,253.41	-	-	-	-	-	-	-	-	-	4,901.48
Consumption	488.04	453.41	1,016.20	-	-	-	-	-	-	-	-	-	1,957.65
Spread	897.67	755.69	1,219.17	-	-	-	-	-	-	-	-	-	2,872.52
Total Consumption	1,385.71	1,209.09	2,235.37	-	-	-	-	-	-	-	-	-	4,830.17
Difference	47.81	5.46	18.05	-	-	-	-	-	-	-	-	-	71.31
% of Production	3.3%	0.4%	0.8%	0.0%	0.0%	0.0%	0.00%	0.0%	0.0%	0.0%	0.0%	0.0%	1.5%

Production versus Consumption, Domestic System

	Jan-26	Feb-26	Mar-26	Apr-26	May-26	Jun-26	Jul-26	Aug-26	Sep-26	Oct-26	Nov-26	Dec-26	THIS YEAR
Production	226.45	194.43	254.60	-	-	-	-	-	-	-	-	-	675.48
Consumption	76.37	112.65	146.15	-	-	-	-	-	-	-	-	-	335.16
Monthly Difference	150.09	81.78	108.45	-	-	-	-	-	-	-	-	-	340.32
% difference	196.53%	72.60%	74.21%	0.00%	0.00%	0.00%	0.00%	0.00%	0.00%	0.00%	0.00%	0.00%	101.5%

Production versus Consumption, Irrigation System

	Jan-26	Feb-26	Mar-26	Apr-26	May-26	Jun-26	Jul-26	Aug-26	Sep-26	Oct-26	Nov-26	Dec-26	THIS YEAR
Production	1,207.06	1,020.12	1,998.82	-	-	-	-	-	-	-	-	-	4,226.00
Addition from Domestic	150.09	81.78	108.45	-	-	-	-	-	-	-	-	-	340.32
Total Production	1,357.15	1,101.91	2,107.27	-	-	-	-	-	-	-	-	-	4,566.32
Consumption	1,309.34	1,096.45	2,089.22	-	-	-	-	-	-	-	-	-	4,495.01
Monthly Difference	47.81	5.46	18.05	-	-	-	-	-	-	-	-	-	71.31
% difference	3.65%	0.50%	0.86%	0.00%	0.00%	0.00%	0.00%	0.00%	0.00%	0.00%	0.00%	0.00%	1.6%

* - Out months are Exponential Smoothing (ETS) forecasts based on consumption to date

2026 Consumption Analysis

Yearly %	JAN	FEB	MAR	APR	MAY	JUN	JUL	AUG	SEPT	OCT	NOV	DEC
	8%	17%	25%	33%	42%	50%	58%	67%	75%	83%	92%	100%

COMPANY TOTALS

Active Shares

	Jan-26	Feb-26	Mar-26	Apr-26	May-26	Jun-26	Jul-26	Aug-26	Sep-26	Oct-26	Nov-26	Dec-26	THIS YEAR	Shares
Consumption	488.04	453.41	1,016.20	-	-	-	-	-	-	-	-	-	-	6,142
Cumulative Consumption	488.04	941.45	1,957.65	-	-	-	-	-	-	-	-	-	1,957.65	
Cumulative Entitlement	1,007.17	2,148.07	3,039.89	-	-	-	-	-	-	-	-	-	14,420.10	
% of Yearly Entitlement*	3.38%	6.53%	13.58%	18.70%	23.78%	29.11%	34.82%	40.06%	45.44%	50.81%	56.19%	61.56%	13.58%	

COMPANY TOTALS

All Shares

	Jan-26	Feb-26	Mar-26	Apr-26	May-26	Jun-26	Jul-26	Aug-26	Sep-26	Oct-26	Nov-26	Dec-26	THIS YEAR	Shares
Consumption	488.04	453.41	1,016.20	-	-	-	-	-	-	-	-	-	-	6,389
Cumulative Consumption	488.04	941.45	1,957.65	-	-	-	-	-	-	-	-	-	1,957.65	
Cumulative Entitlement	1,250.00	2,500.00	3,750.00	-	-	-	-	-	-	-	-	-	15,000.00	
% of Yearly Entitlement*	3.25%	6.28%	13.05%	17.97%	22.86%	27.99%	33.47%	38.51%	43.68%	48.85%	54.02%	59.18%	13.05%	

San Antonio Heights

	Jan-26	Feb-26	Mar-26	Apr-26	May-26	Jun-26	Jul-26	Aug-26	Sep-26	Oct-26	Nov-26	Dec-26	THIS YEAR	Shares
Consumption	58.78	69.74	100.74	-	-	-	-	-	-	-	-	-	-	641.50
Cumulative Consumption	58.78	128.52	229.26	-	-	-	-	-	-	-	-	-	229.26	
Cumulative Entitlement	81.29	162.58	255.87	-	-	-	-	-	-	-	-	-	1,506.10	
% of Yearly Entitlement*	3.90%	8.53%	15.22%	21.21%	26.88%	32.73%	38.72%	44.59%	50.49%	56.36%	62.24%	68.13%	15.22%	

City of Upland

	Jan-26	Feb-26	Mar-26	Apr-26	May-26	Jun-26	Jul-26	Aug-26	Sep-26	Oct-26	Nov-26	Dec-26	THIS YEAR	Shares
Consumption	410.84	364.75	857.48	-	-	-	-	-	-	-	-	-	-	4,511.50
Cumulative Consumption	410.84	775.59	1,633.07	-	-	-	-	-	-	-	-	-	1,633.07	
Cumulative Entitlement	882.67	1,765.34	2,648.01	-	-	-	-	-	-	-	-	-	10,592.03	
% of Yearly Entitlement*	3.88%	7.32%	15.42%	21.18%	26.94%	32.97%	39.45%	45.38%	51.48%	57.57%	63.66%	69.74%	15.42%	

Monte Vista Water District

	Jan-26	Feb-26	Mar-26	Apr-26	May-26	Jun-26	Jul-26	Aug-26	Sep-26	Oct-26	Nov-26	Dec-26	THIS YEAR	Shares
Consumption	-	0.02	-	-	-	-	-	-	-	-	-	-	-	341.75
Cumulative Consumption	-	0.02	-	-	-	-	-	-	-	-	-	-	0.02	
Cumulative Entitlement	-	133.73	-	-	-	-	-	-	-	-	-	-	802.36	
% of Yearly Entitlement*		0.00%	0.01%	0.01%	0.01%	0.01%	0.02%	0.02%	0.02%	0.02%	0.03%	0.03%	0.00%	

City of Ontario

	Jan-26	Feb-26	Mar-26	Apr-26	May-26	Jun-26	Jul-26	Aug-26	Sep-26	Oct-26	Nov-26	Dec-26	THIS YEAR	Shares
Consumption	-	-	-	-	-	-	-	-	-	-	-	-	-	295.25
Cumulative Consumption	-	-	-	-	-	-	-	-	-	-	-	-	-	
Cumulative Entitlement	-	-	-	-	-	-	-	-	-	-	-	-	693.18	
% of Yearly Entitlement*														

* - Out months are Exponential Smoothing (ETS) forecasts based on consumption to date

2026 Consumption Analysis

Yearly %	JAN	FEB	MAR	APR	MAY	JUN	JUL	AUG	SEPT	OCT	NOV	DEC
		8%	17%	25%	33%	42%	50%	58%	67%	75%	83%	92%

Cucamonga Valley Water District

	Jan-26	Feb-26	Mar-26	Apr-26	May-26	Jun-26	Jul-26	Aug-26	Sep-26	Oct-26	Nov-26	Dec-26	THIS YEAR	Shares	4.00
Consumption	-	-	-	-	-	-	-	-	-	-	-	-	-		
Cumulative Consumption	-	-	-	-	-	-	-	-	-	-	-	-	-		
Cumulative Entitlement	-	-	-	-	-	-	-	-	-	-	-	-	-		9.39
% of Yearly Entitlement*															

Holiday Rock Company

	Jan-26	Feb-26	Mar-26	Apr-26	May-26	Jun-26	Jul-26	Aug-26	Sep-26	Oct-26	Nov-26	Dec-26	THIS YEAR	Shares	132
Consumption	9.37	10.00	15.02	-	-	-	-	-	-	-	-	-	-		
Cumulative Consumption	9.37	19.37	34.39	-	-	-	-	-	-	-	-	-	-		34.39
Cumulative Entitlement	16.76	33.52	52.75	-	-	-	-	-	-	-	-	-	-		310.49
% of Yearly Entitlement*	3.02%	6.24%	11.08%	15.32%	19.35%	23.50%	27.77%	31.96%	36.15%	40.35%	44.54%	48.73%	11.08%		

Red Hills Golf Course

	Jan-26	Feb-26	Mar-26	Apr-26	May-26	Jun-26	Jul-26	Aug-26	Sep-26	Oct-26	Nov-26	Dec-26	THIS YEAR	Shares	164
Consumption	8.27	8.29	39.70	-	-	-	-	-	-	-	-	-	-		
Cumulative Consumption	8.27	16.56	56.26	-	-	-	-	-	-	-	-	-	-		56.26
Cumulative Entitlement	20.72	41.44	65.21	-	-	-	-	-	-	-	-	-	-		383.86
% of Yearly Entitlement*	2.15%	4.31%	14.65%	20.48%	26.69%	33.08%	40.45%	46.84%	54.17%	60.47%	68.27%	74.32%	14.65%		

Minor Irrigators

	Jan-26	Feb-26	Mar-26	Apr-26	May-26	Jun-26	Jul-26	Aug-26	Sep-26	Oct-26	Nov-26	Dec-26	THIS YEAR	Shares	45
Consumption	0.61	0.40	2.23	-	-	-	-	-	-	-	-	-	-		
Cumulative Consumption	0.61	1.01	3.24	-	-	-	-	-	-	-	-	-	-		3.24
Cumulative Entitlement	5.73	11.47	18.05	-	-	-	-	-	-	-	-	-	-		106.24
% of Yearly Entitlement*	0.57%	0.95%	3.05%	4.19%	5.42%	6.68%	8.15%	9.41%	10.87%	12.12%	13.68%	14.87%	3.05%		

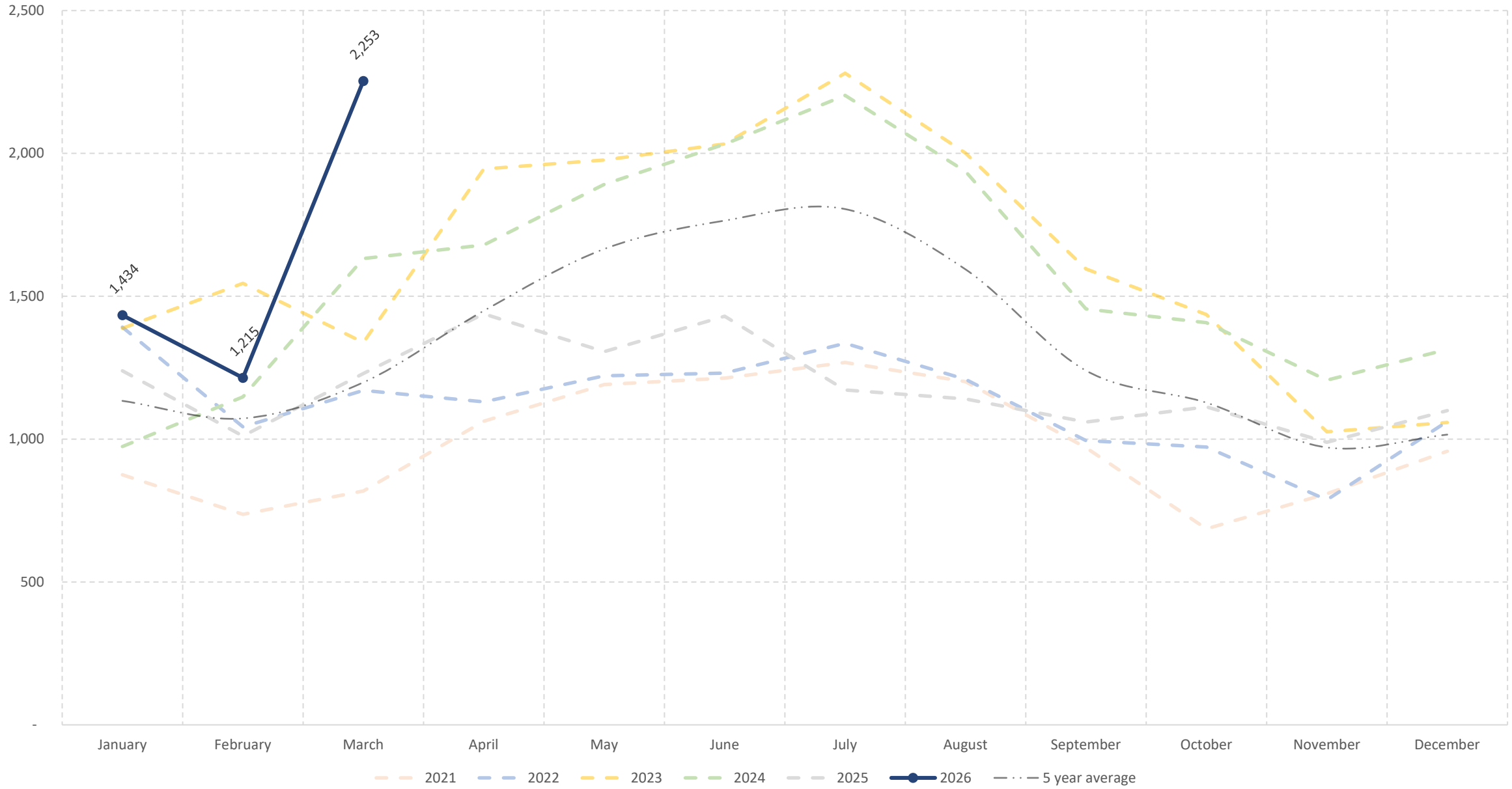
* - Out months are Exponential Smoothing (ETS) forecasts based on consumption to date

Cumulative Consumption to Date

	Jan-26	Feb-26	Mar-26	Apr-26	May-26	Jun-26	Jul-26	Aug-26	Sep-26	Oct-26	Nov-26	Dec-26
Domestic	58.78	128.52	229.26	-	-	-	-	-	-	-	-	-
Municipal	410.84	775.61	1,633.09	-	-	-	-	-	-	-	-	-
Misc	18.42	37.32	95.29	-	-	-	-	-	-	-	-	-
Total Consumption	488	941	1,958	-	-	-	-	-	-	-	-	-

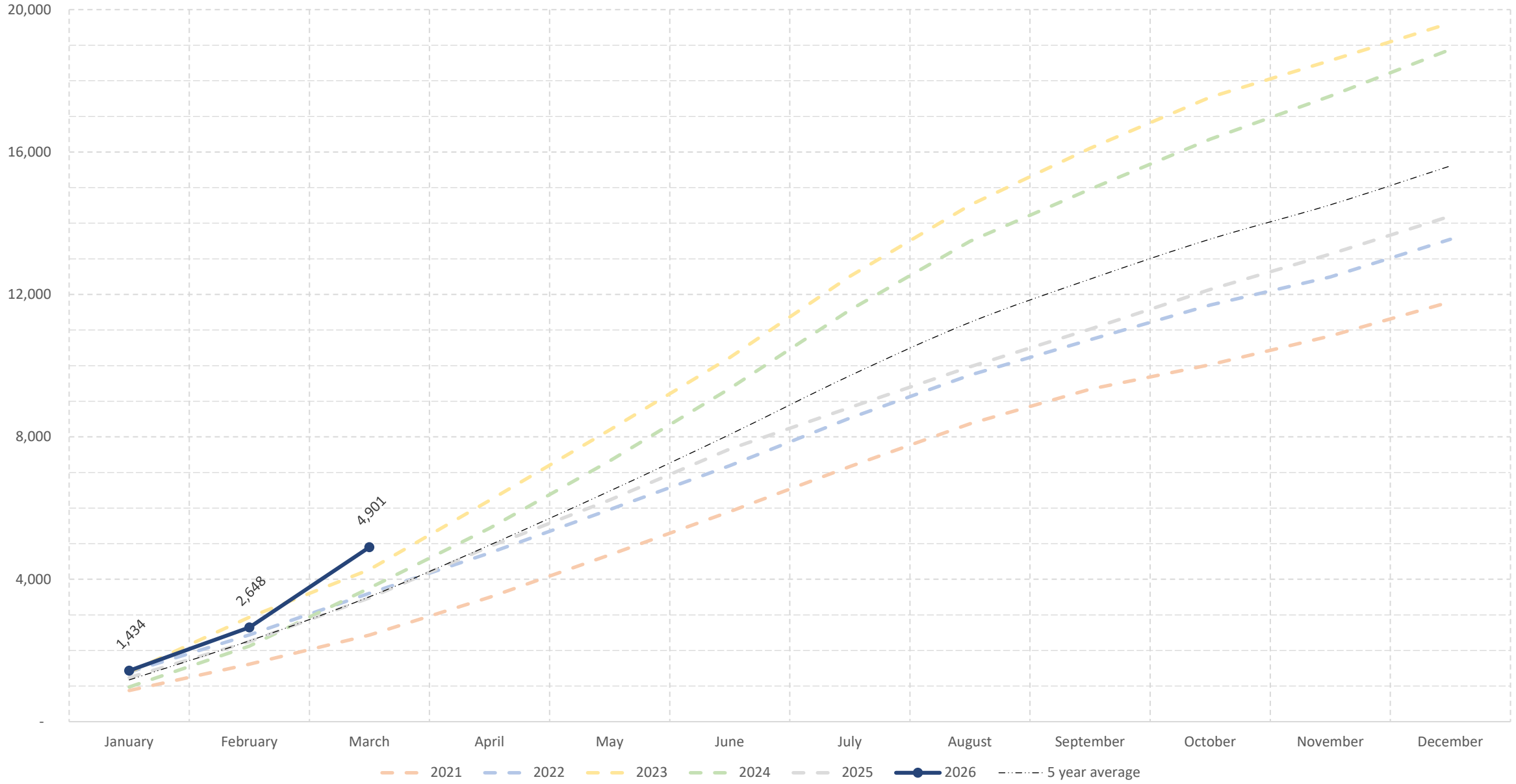
5yr Production

5 Year Production (AF)

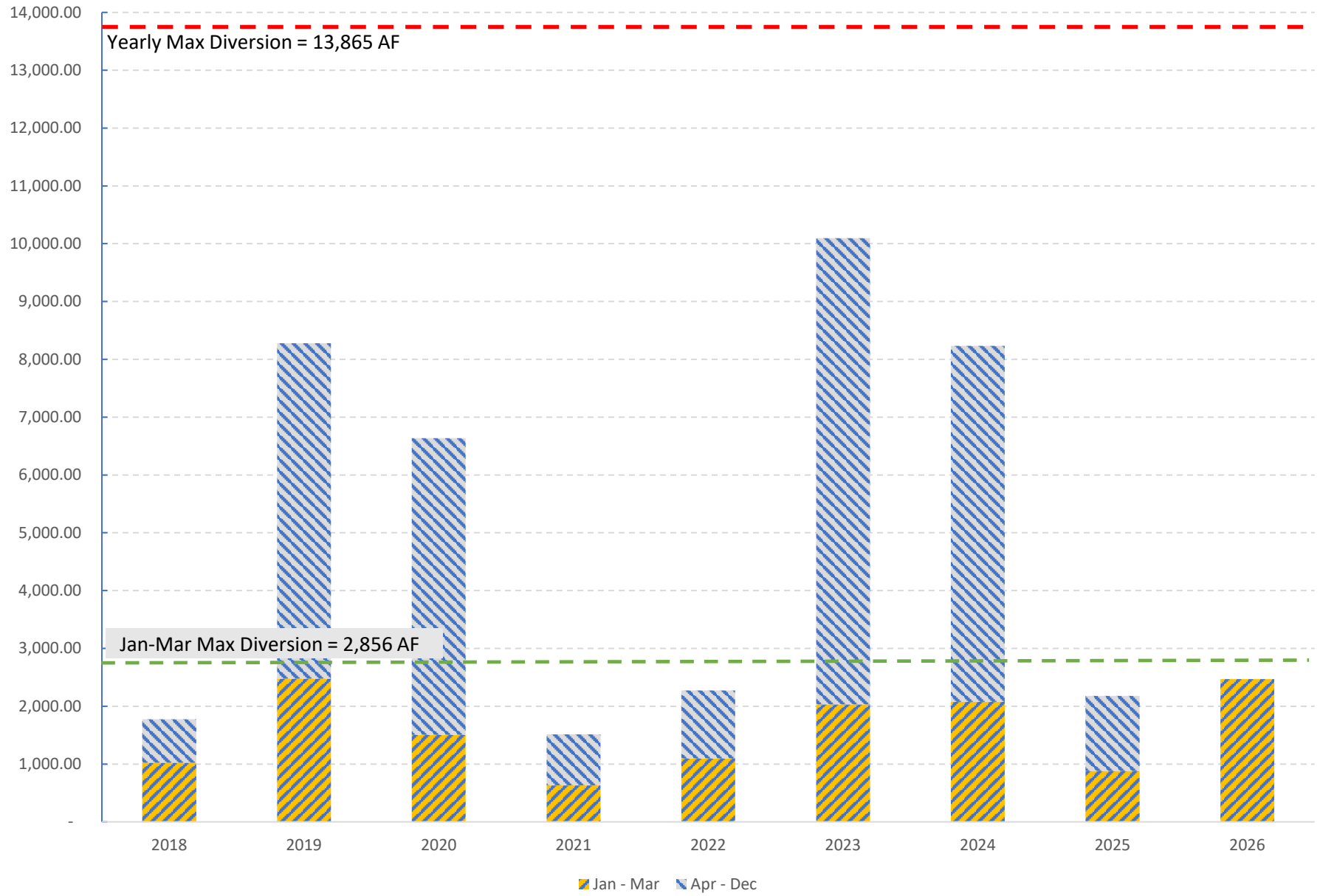


5yr Cumulative Production

5 Year Cumulative Production (AF)

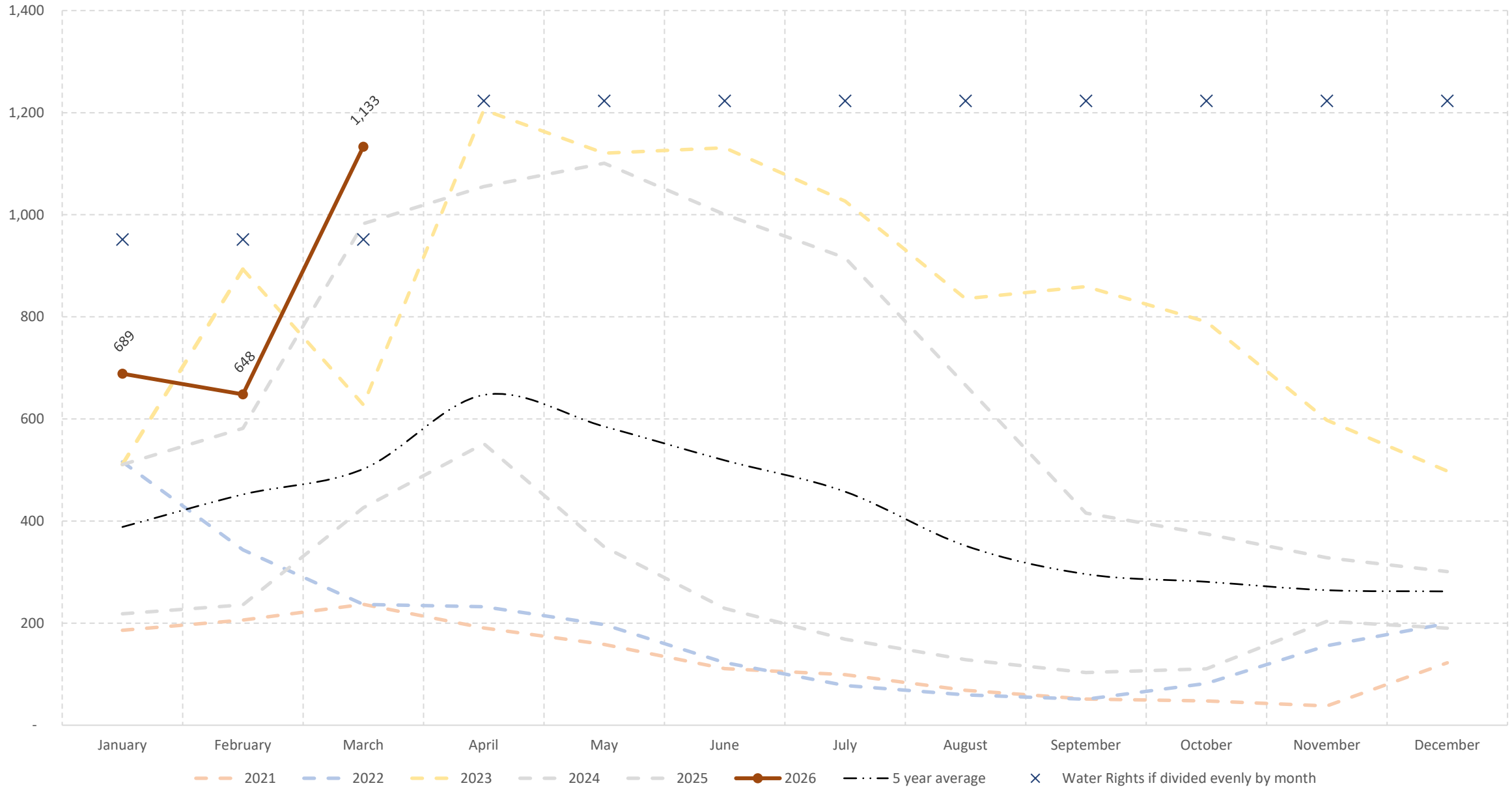


Canyon Flow (AF)

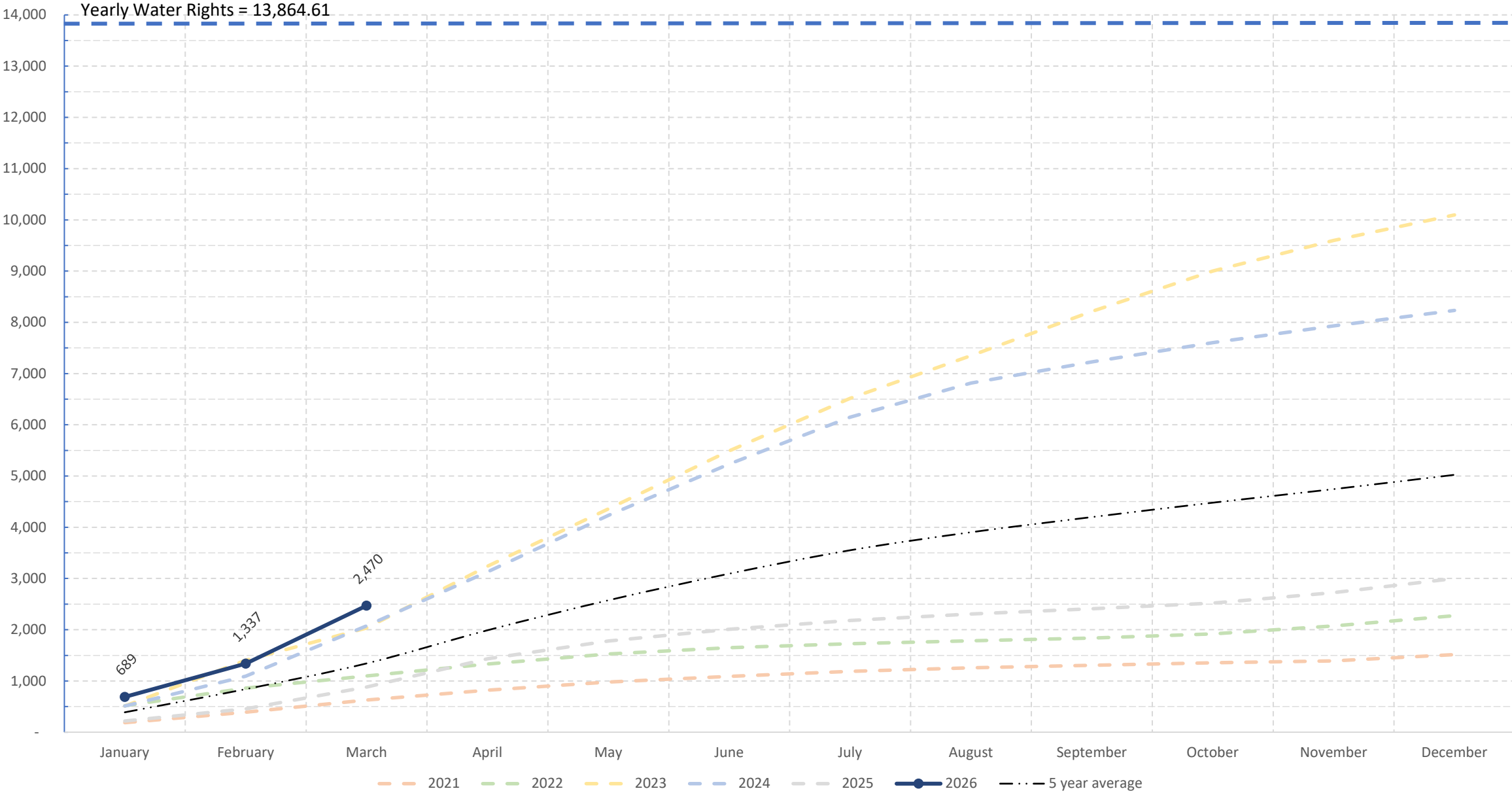


5yr V-Screen Production

5 Year V-Screen Monthly Production (AF)



5 Year V-Screen Cumulative Production (AF)



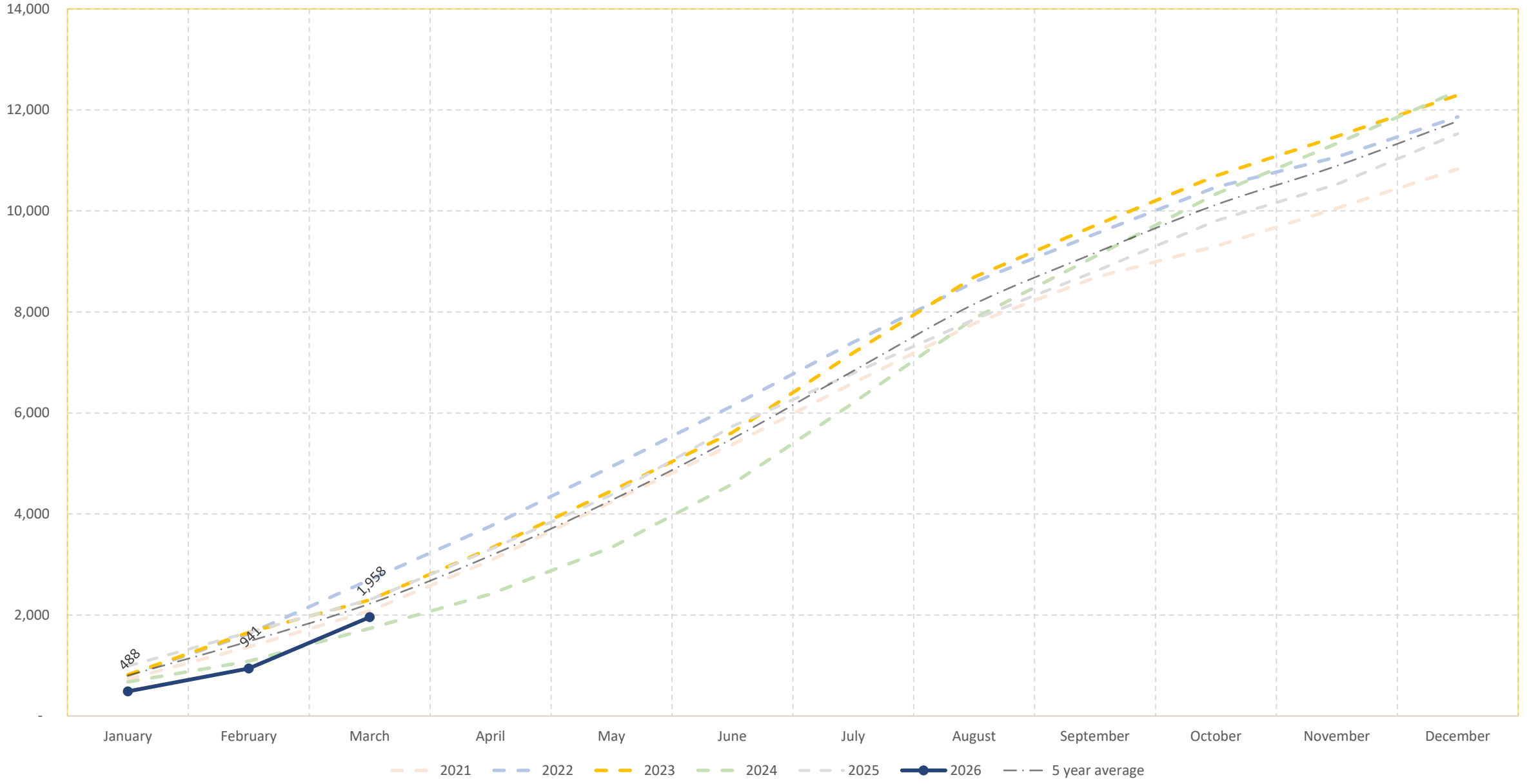
5yr Consumption

5 Year Consumption (AF)

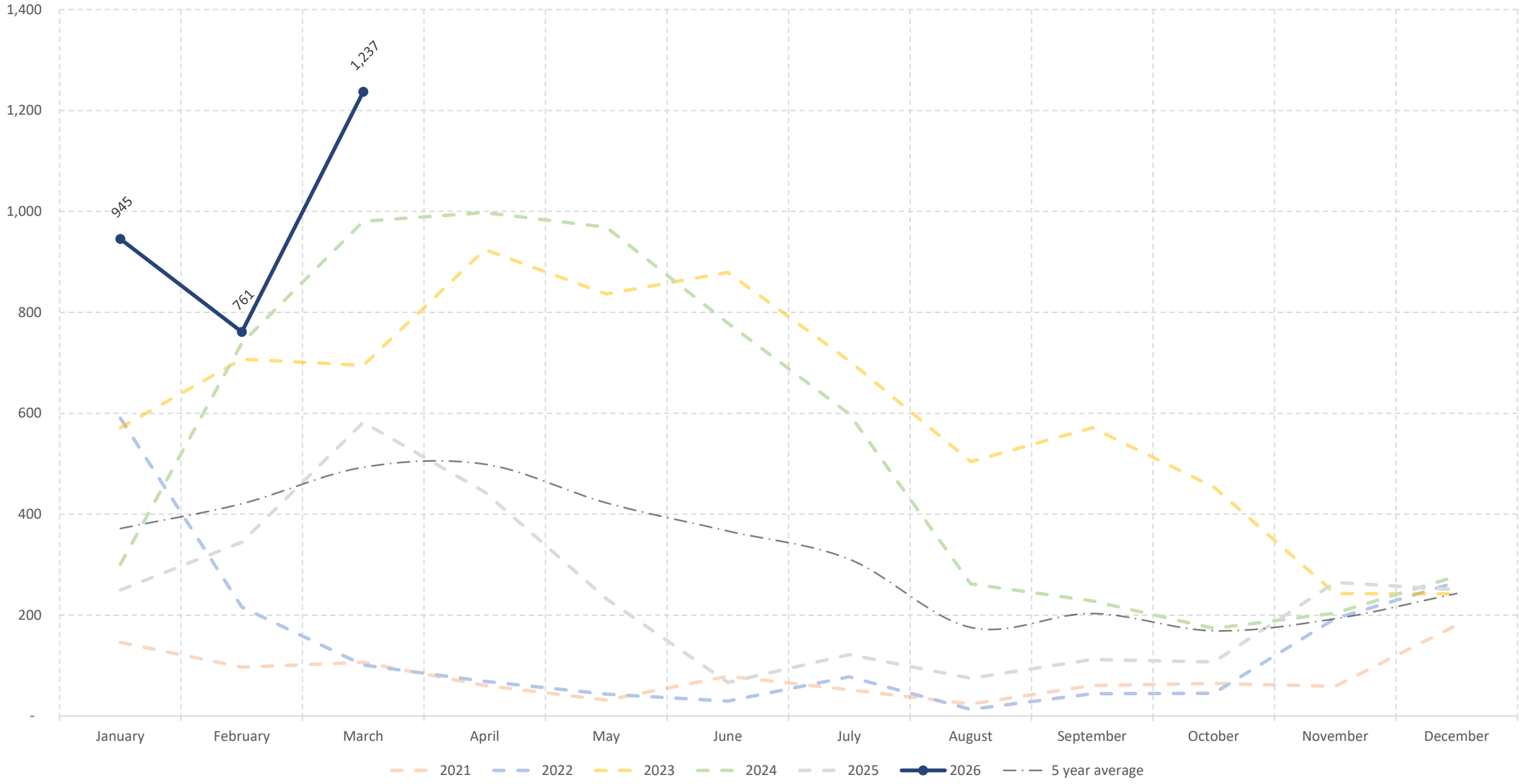


5yr Cumulative Consumption

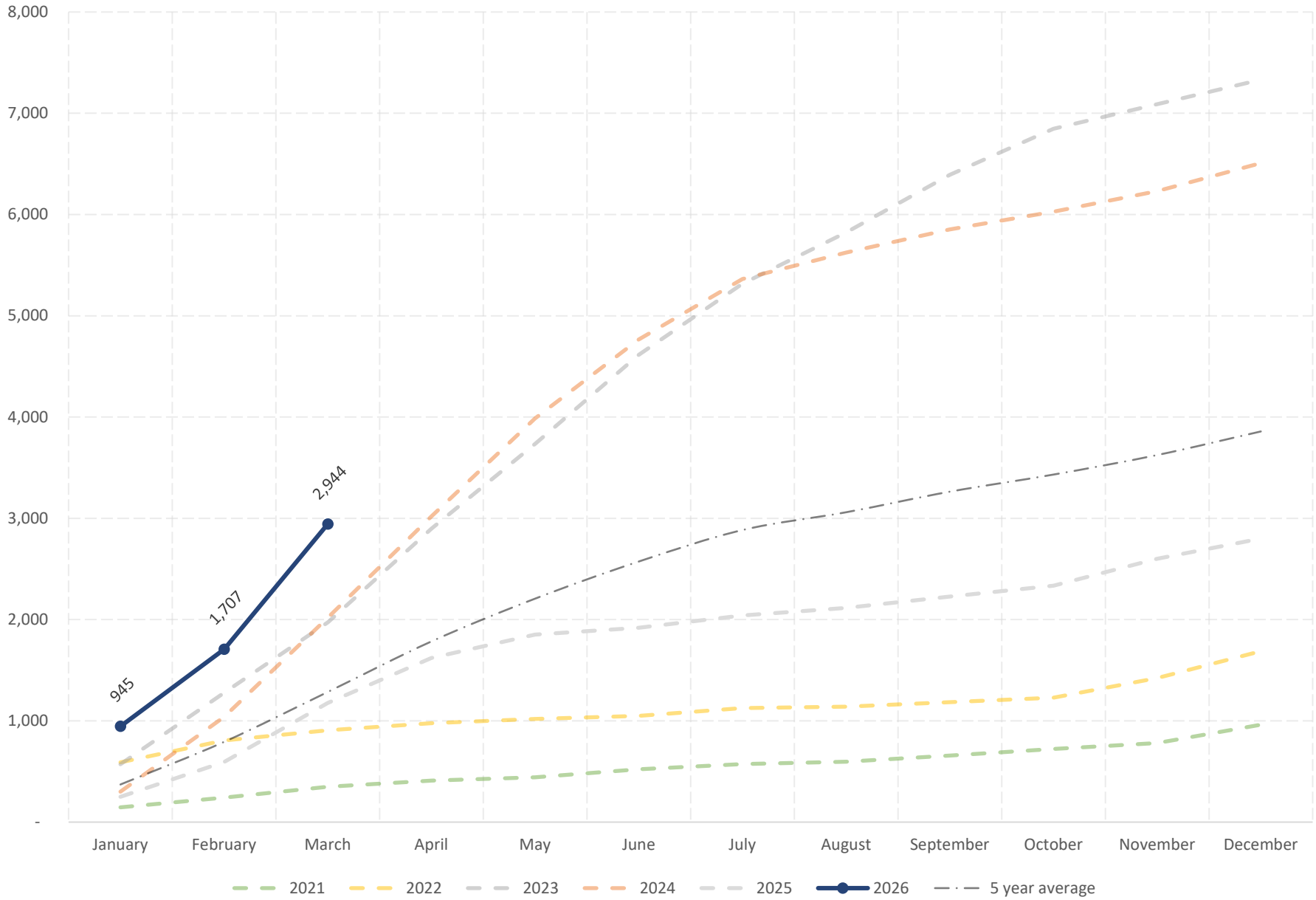
Cumulative Consumption (AF)



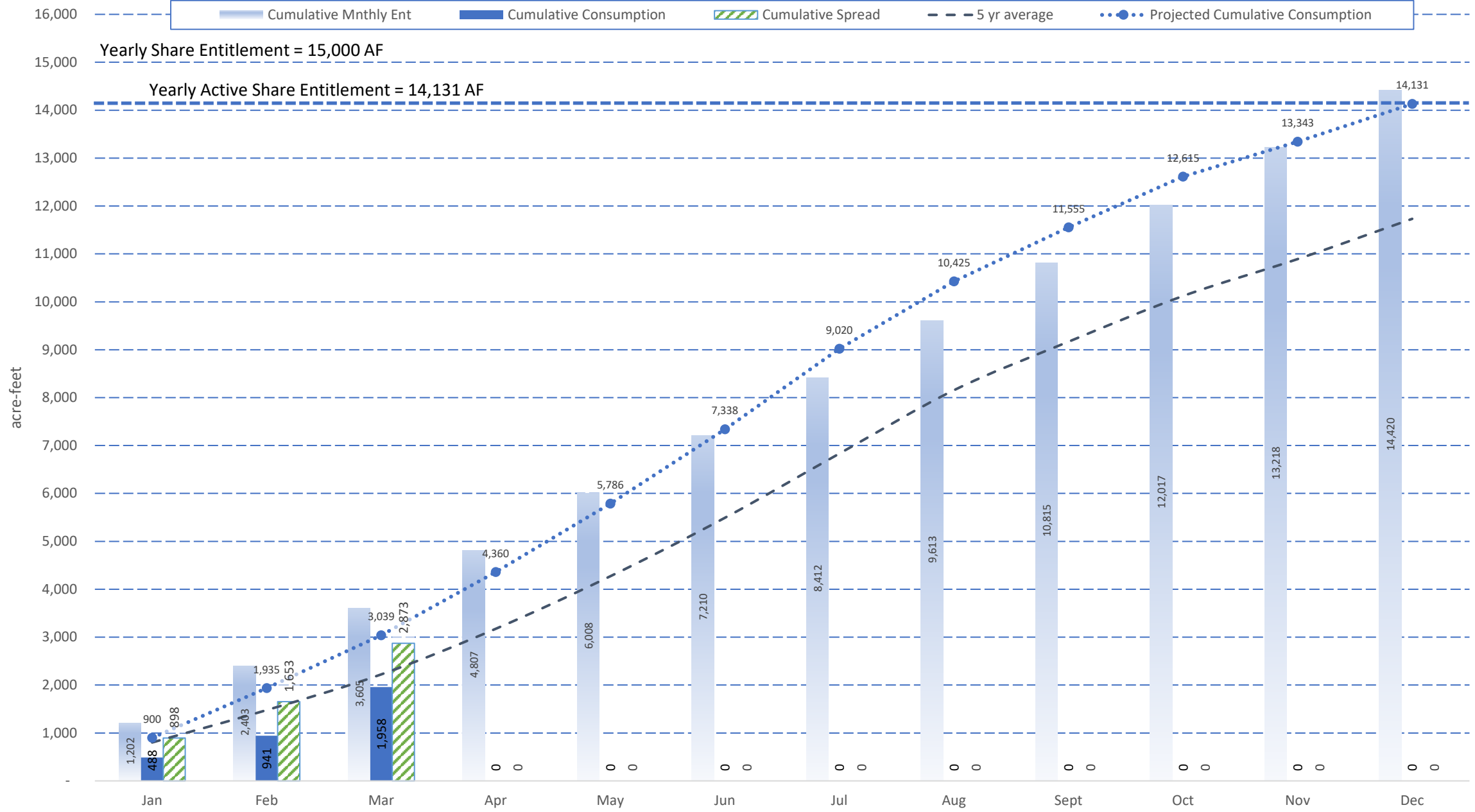
Production minus Consumption (AF)



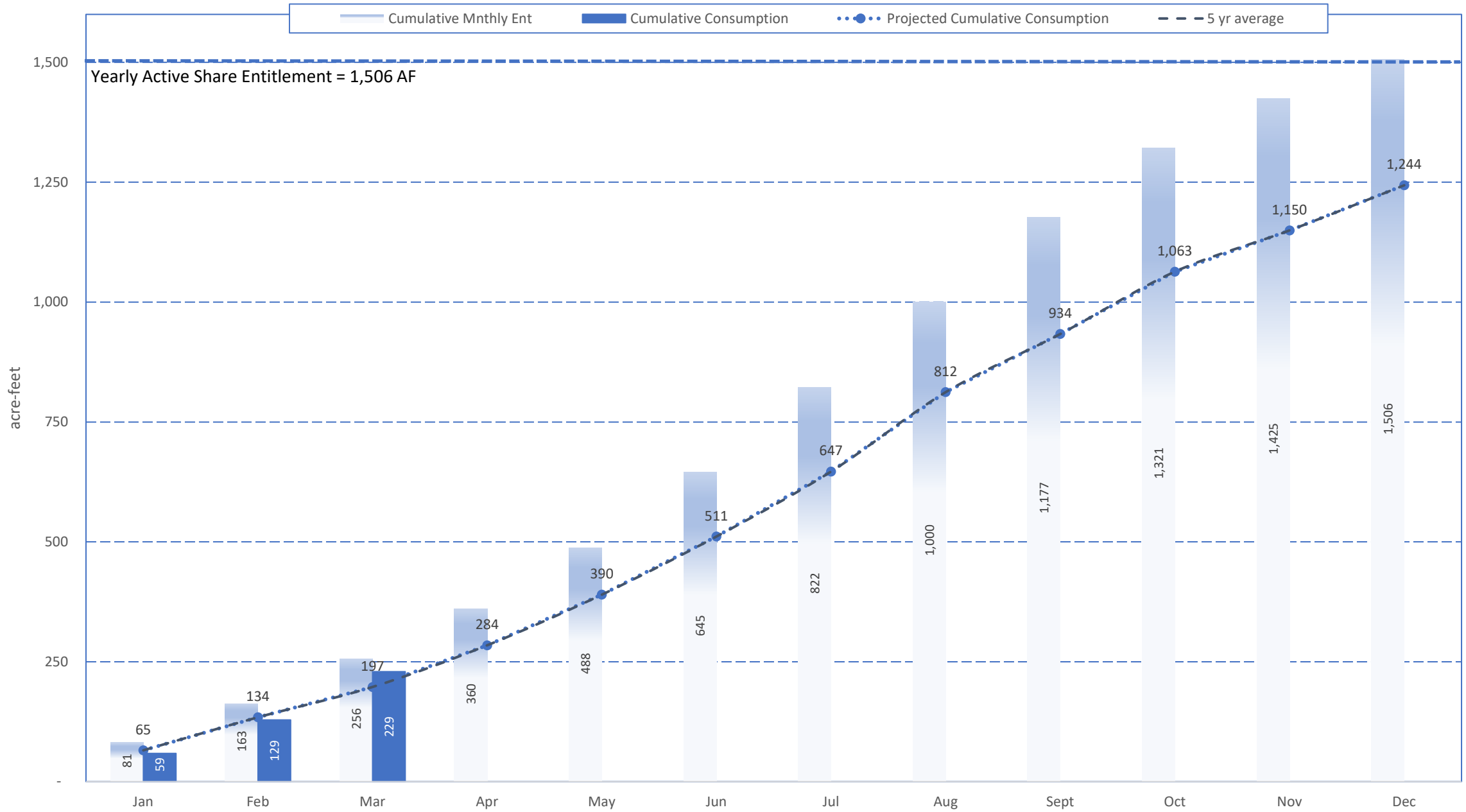
5-YR Cumulative Production Minus Consumption (AF)



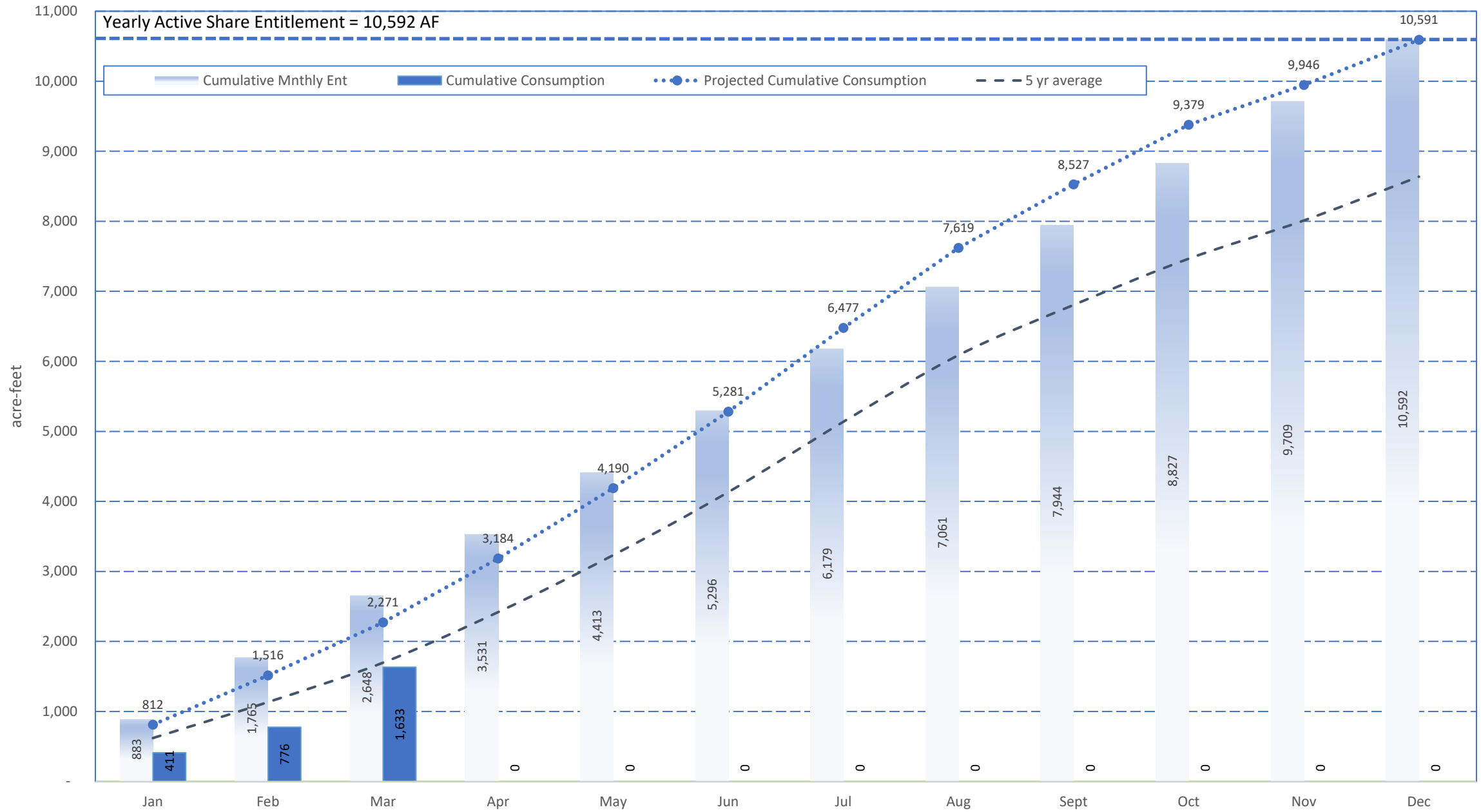
2026 Consumption Chart



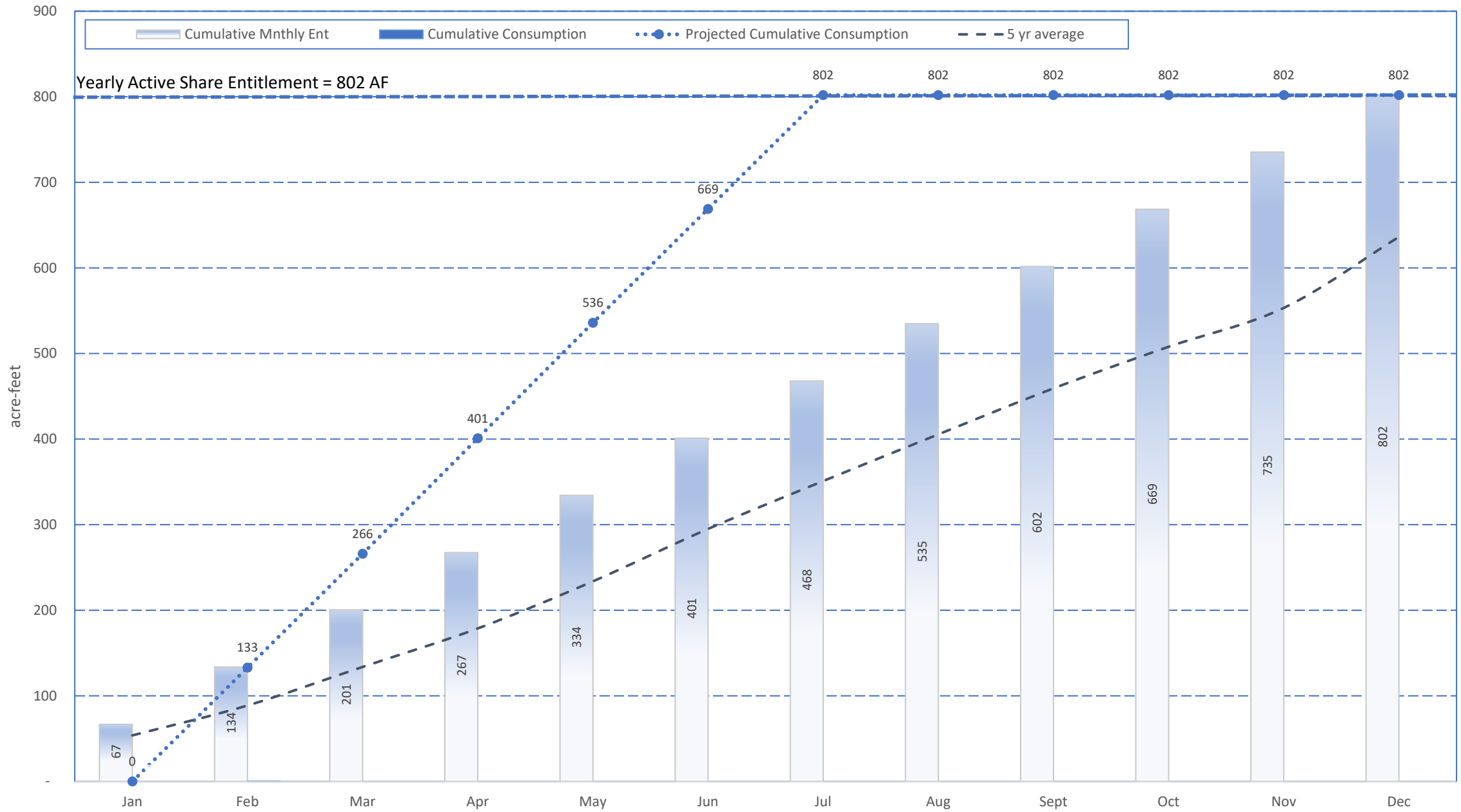
2026 Domestic Consumption



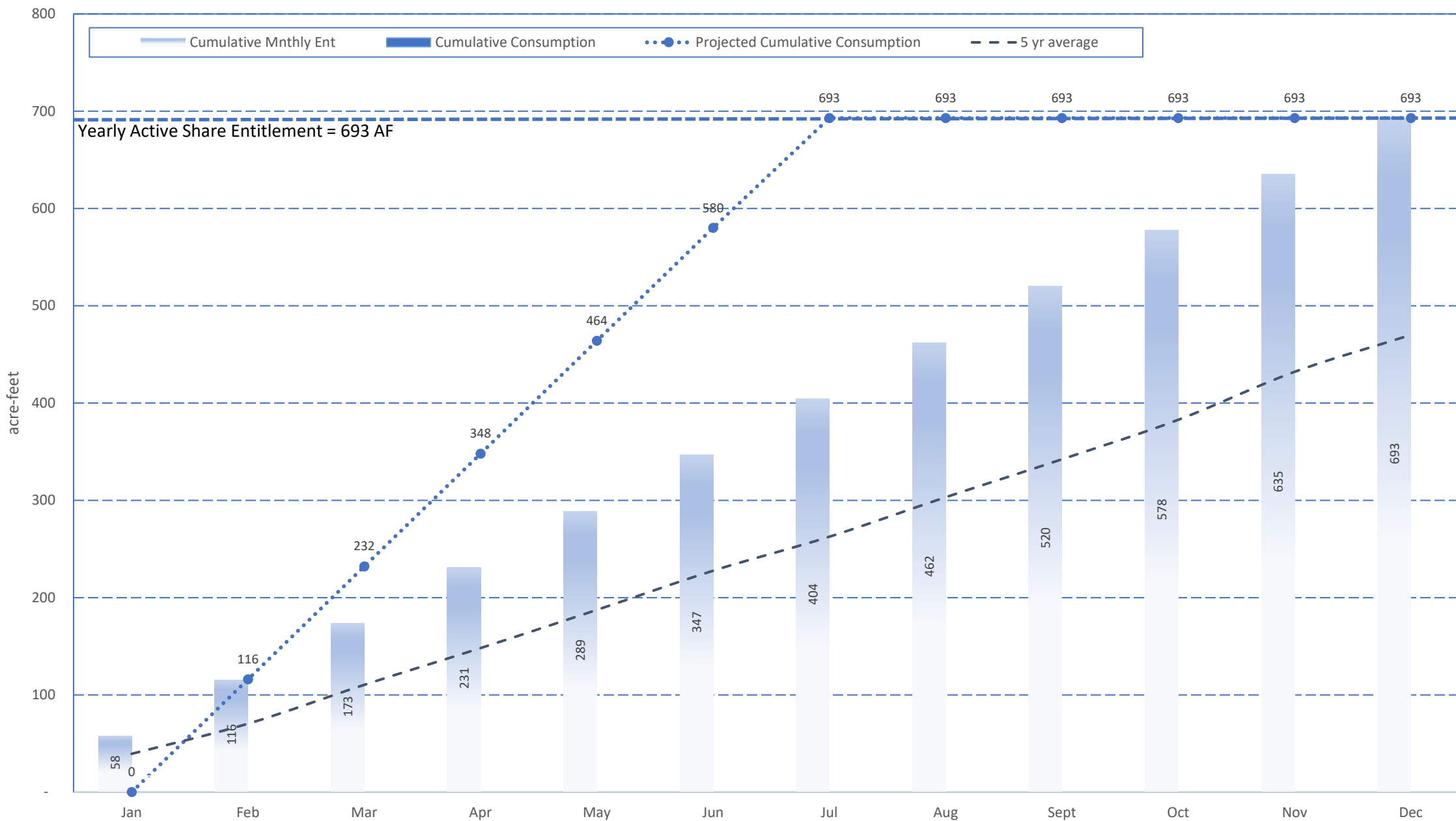
2026 Upland Consumption



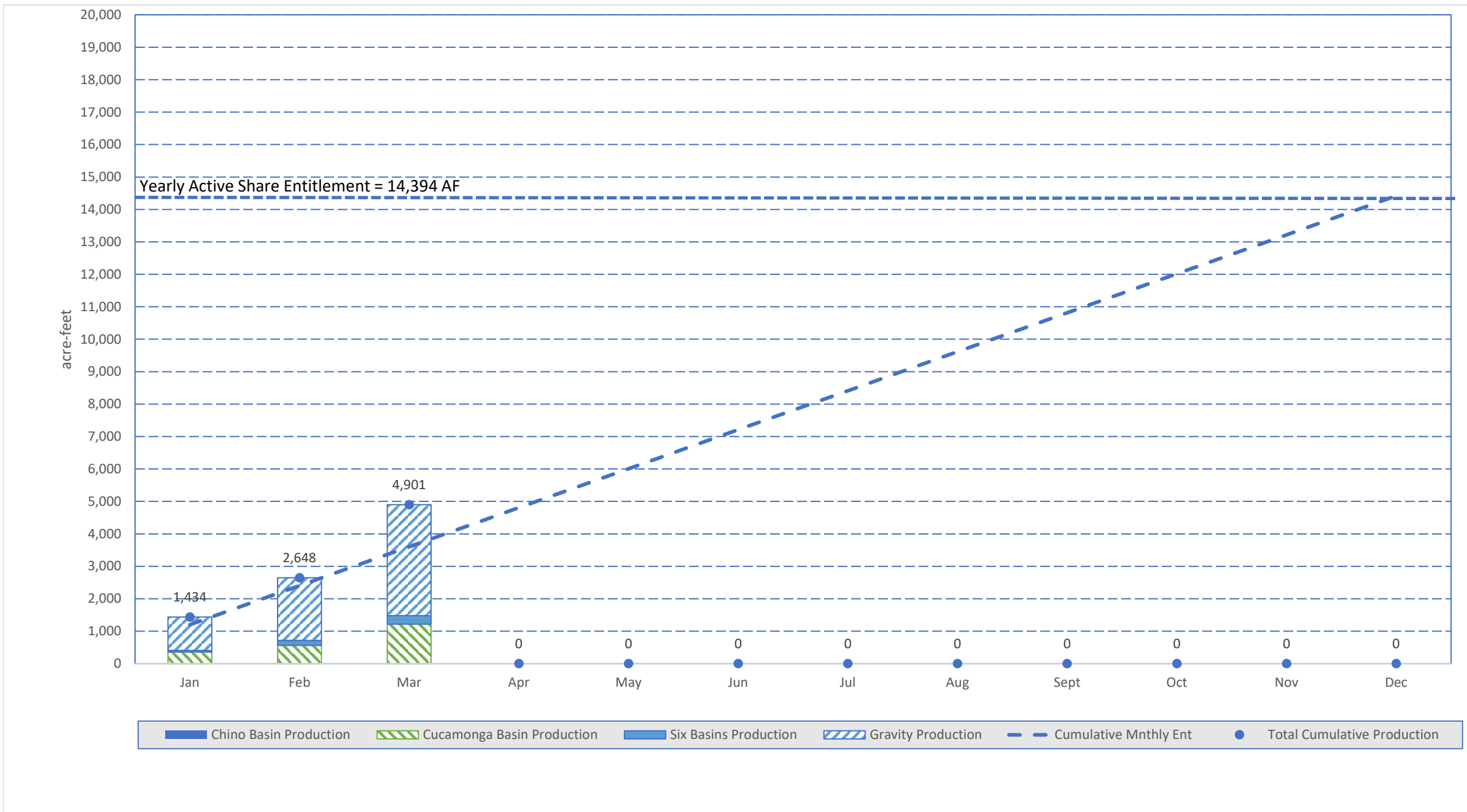
2026 Monte Vista Consumption



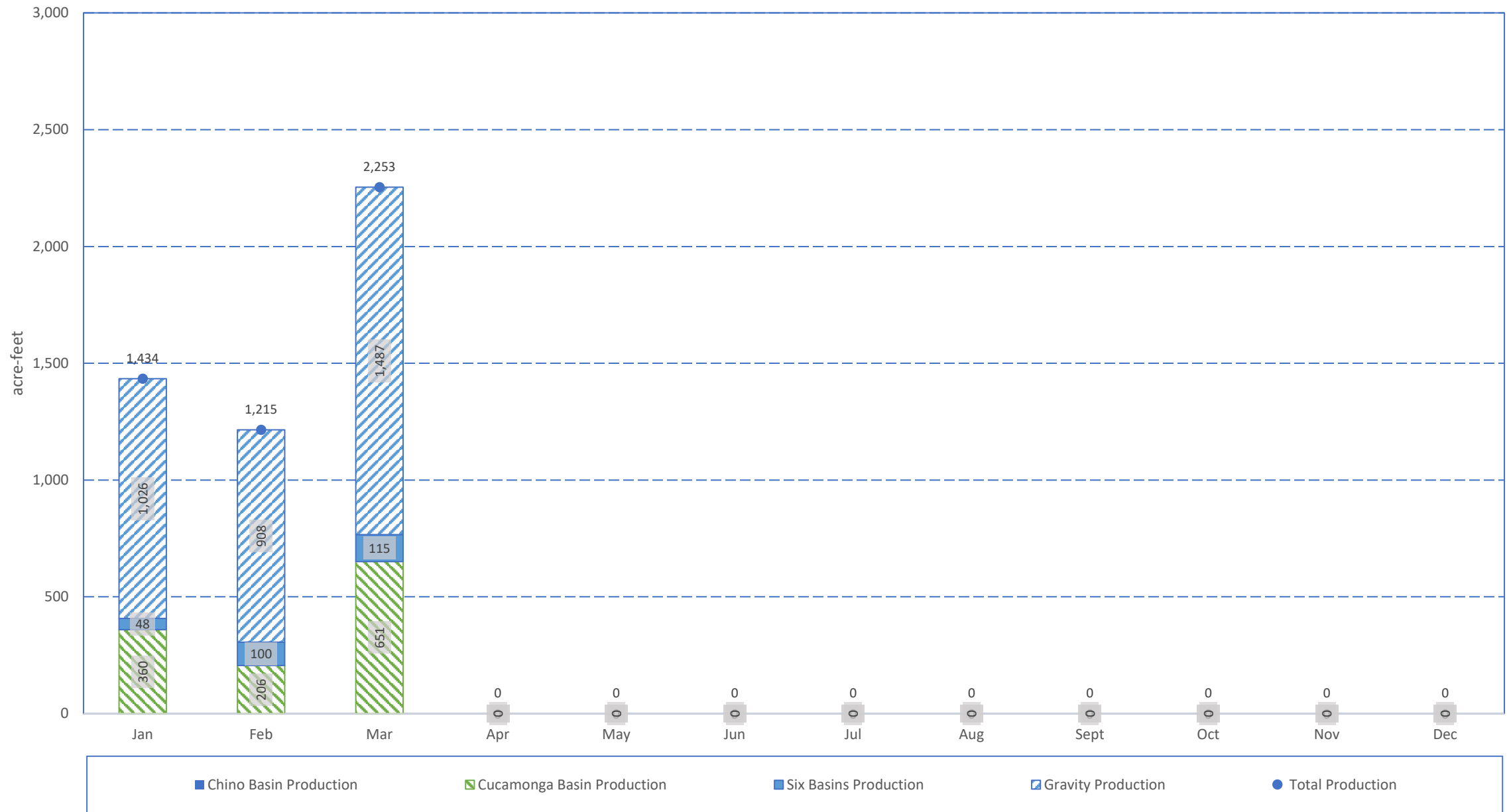
2026 Ontario Consumption



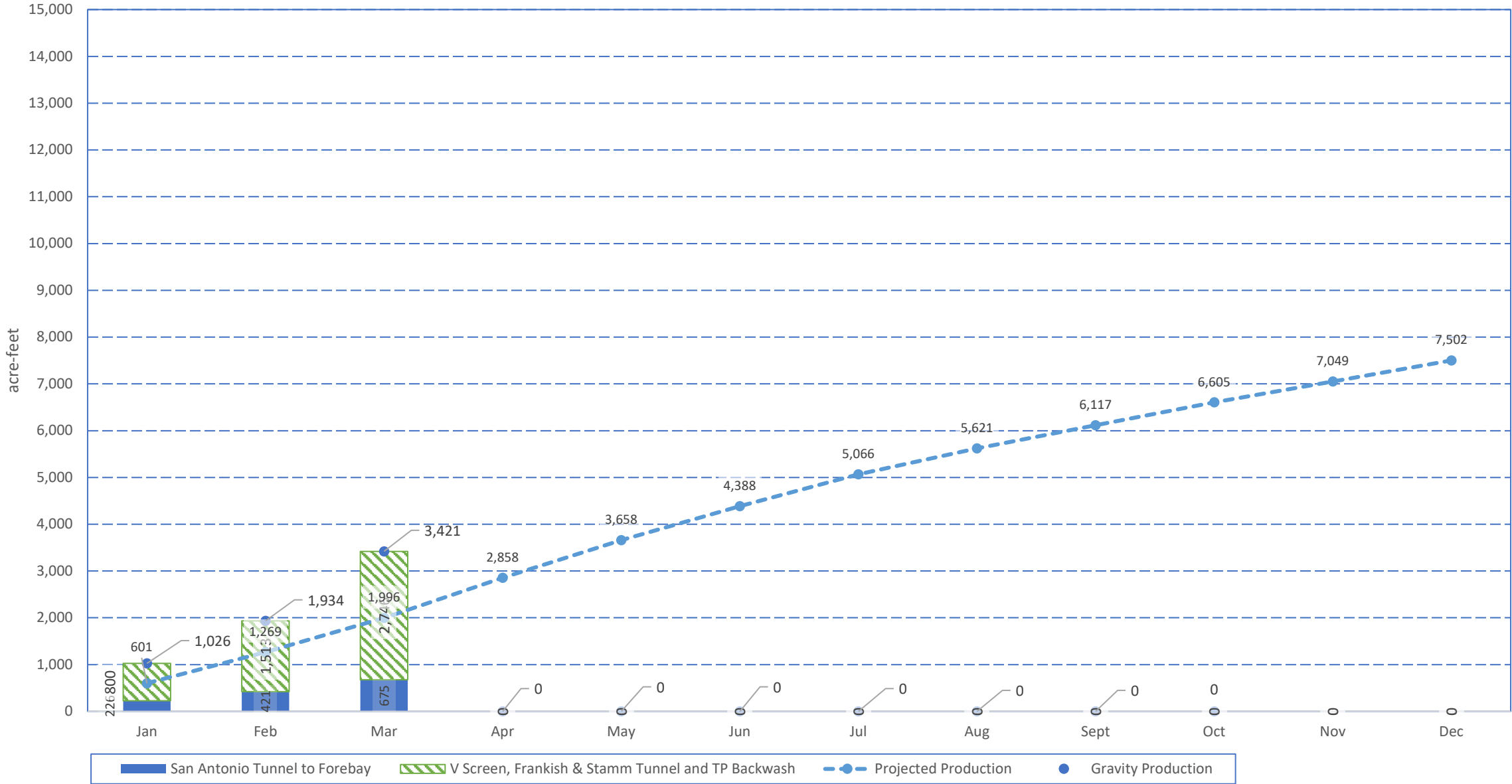
2026 Total Yearly Production



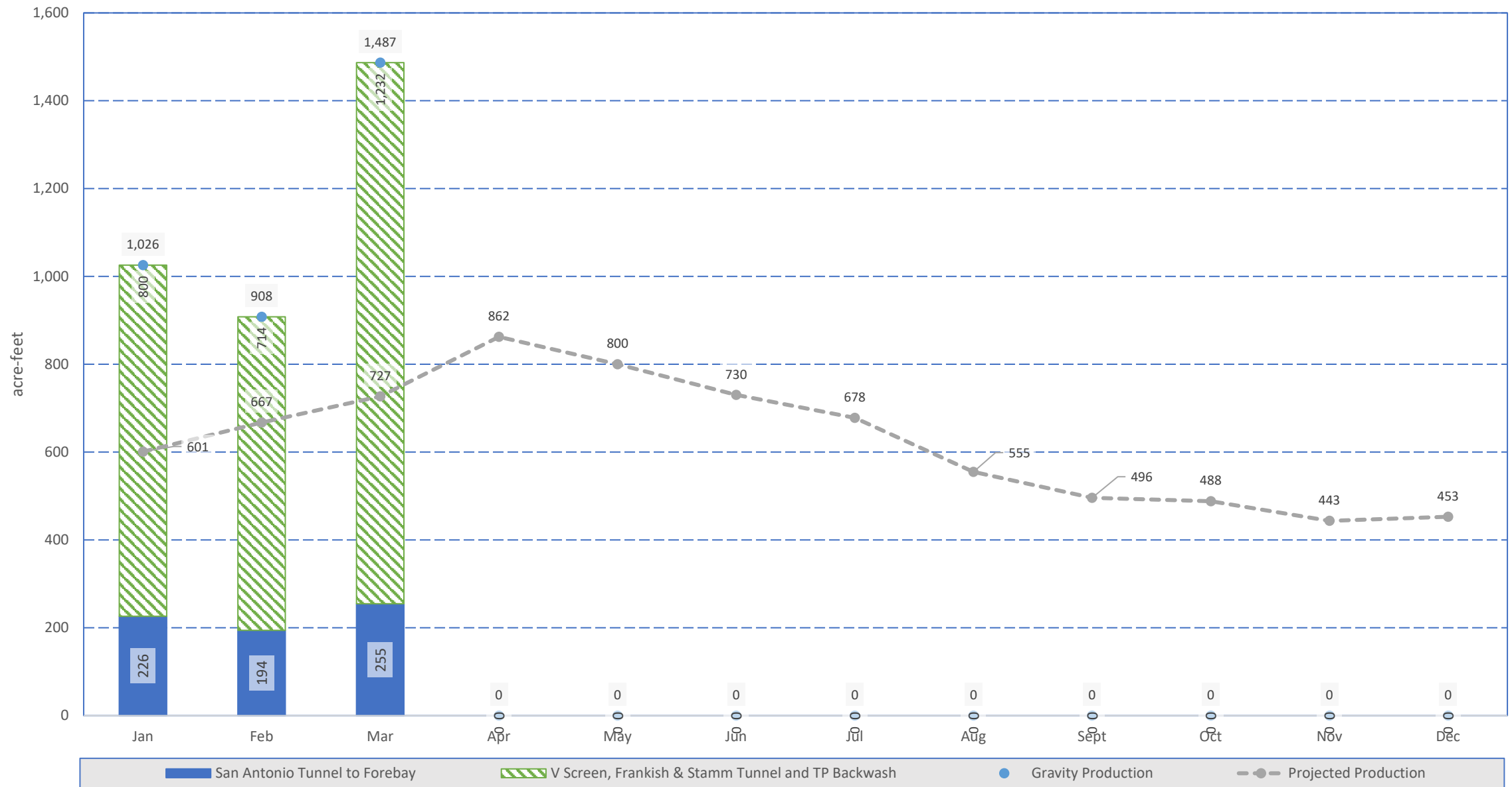
2026 Monthly Production



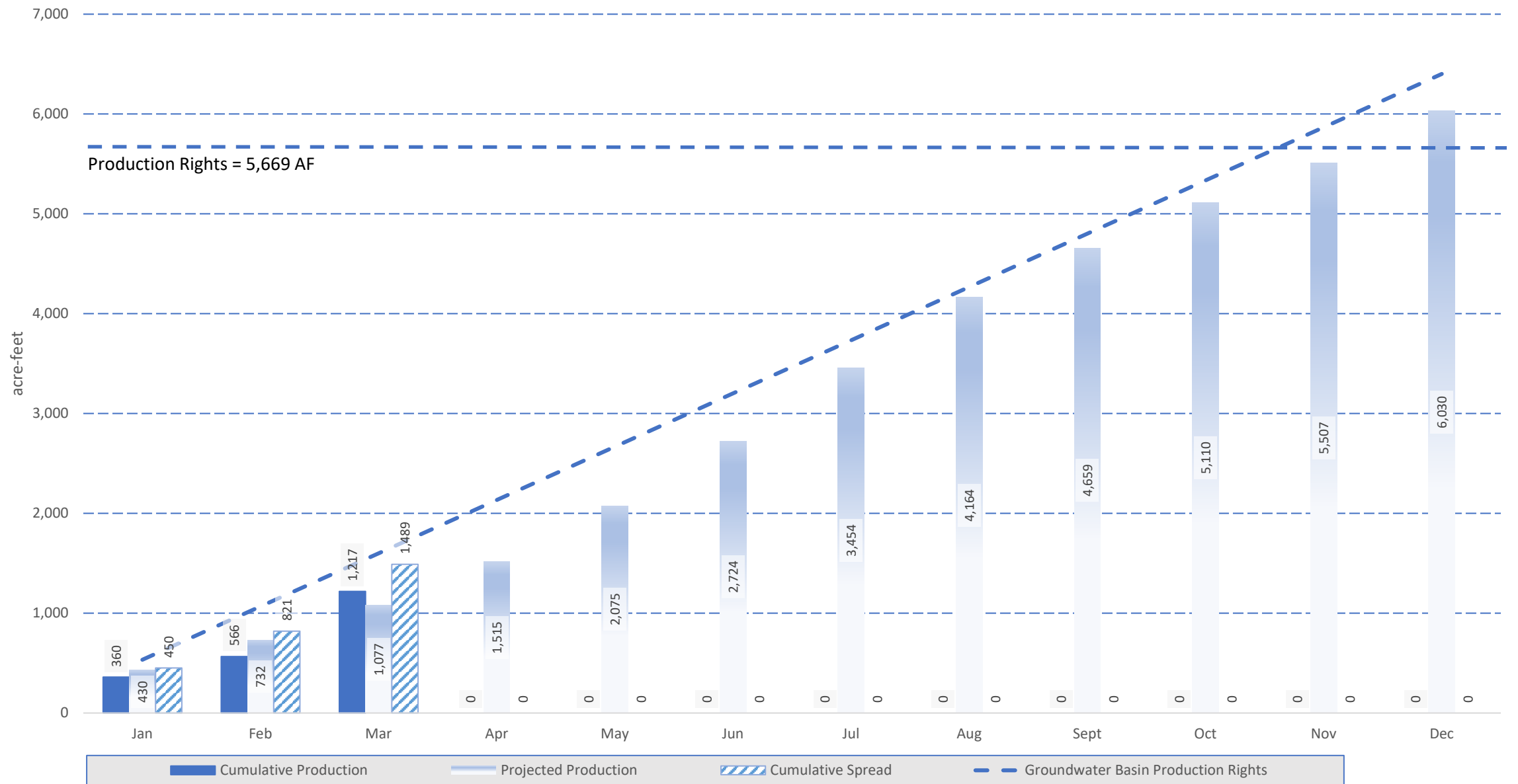
2026 Gravity Cumulative



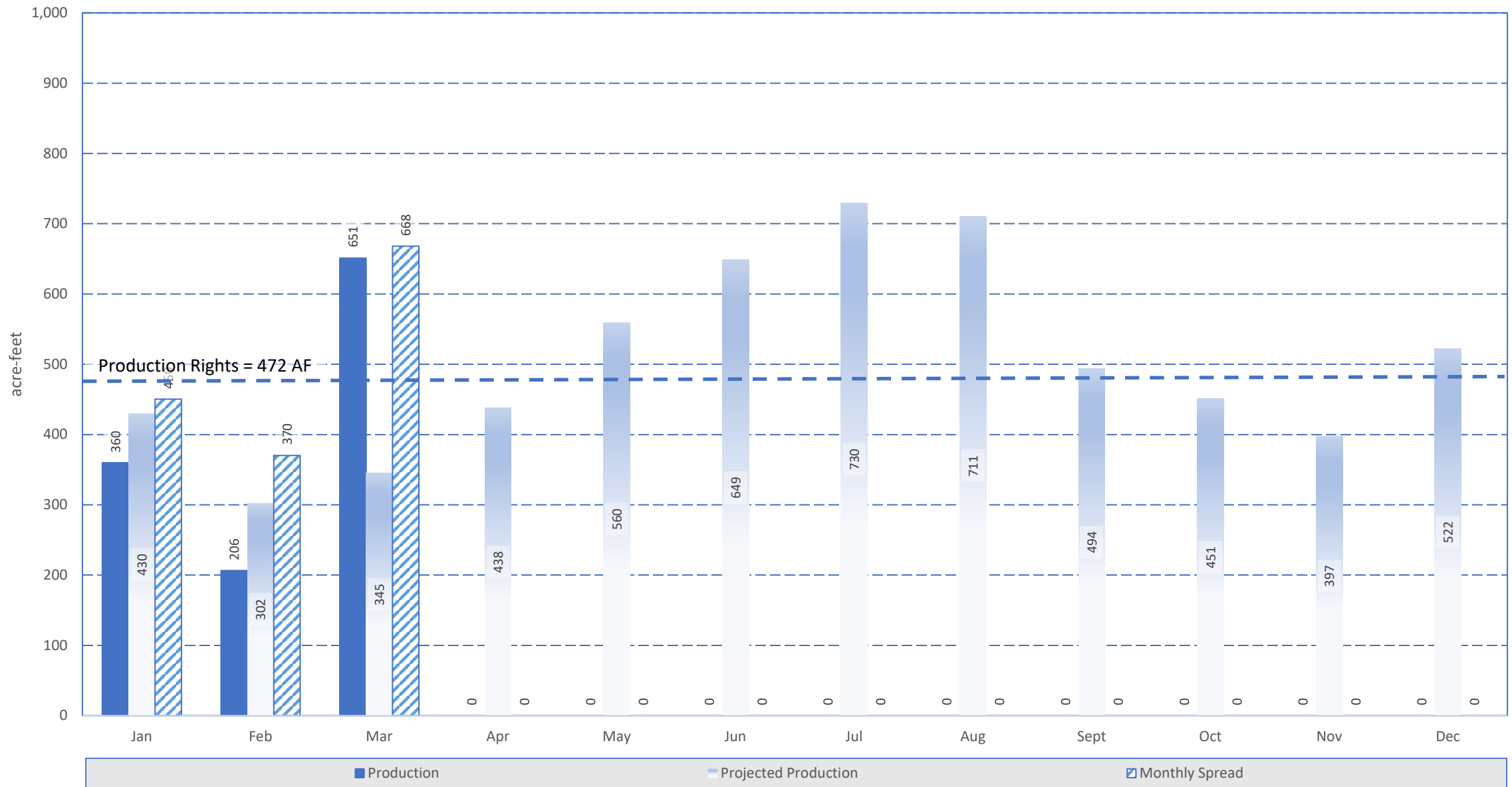
2026 Gravity Monthly



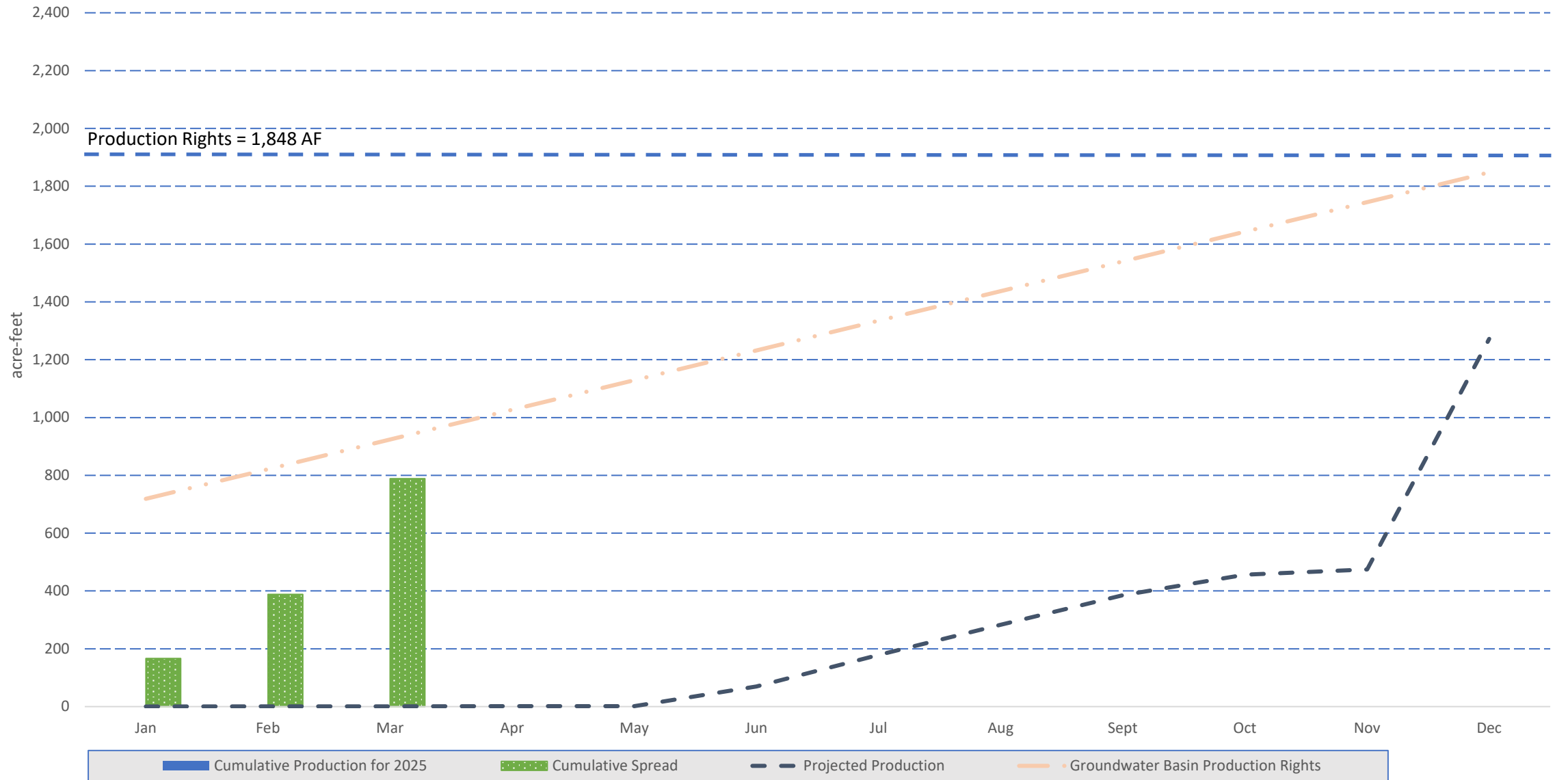
2025 Cucamonga Basin Cumulative



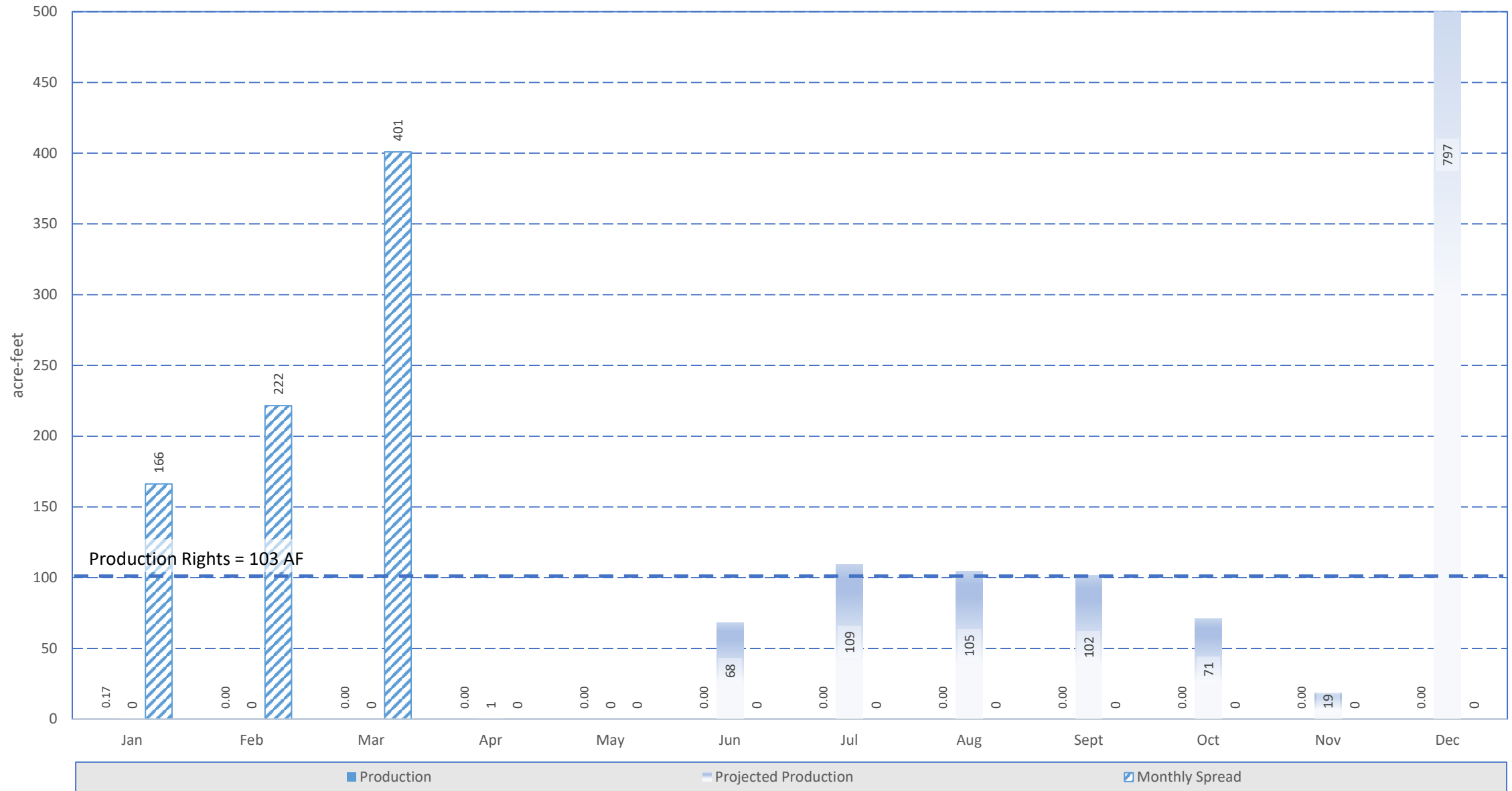
2026 Cucamonga Basin Monthly



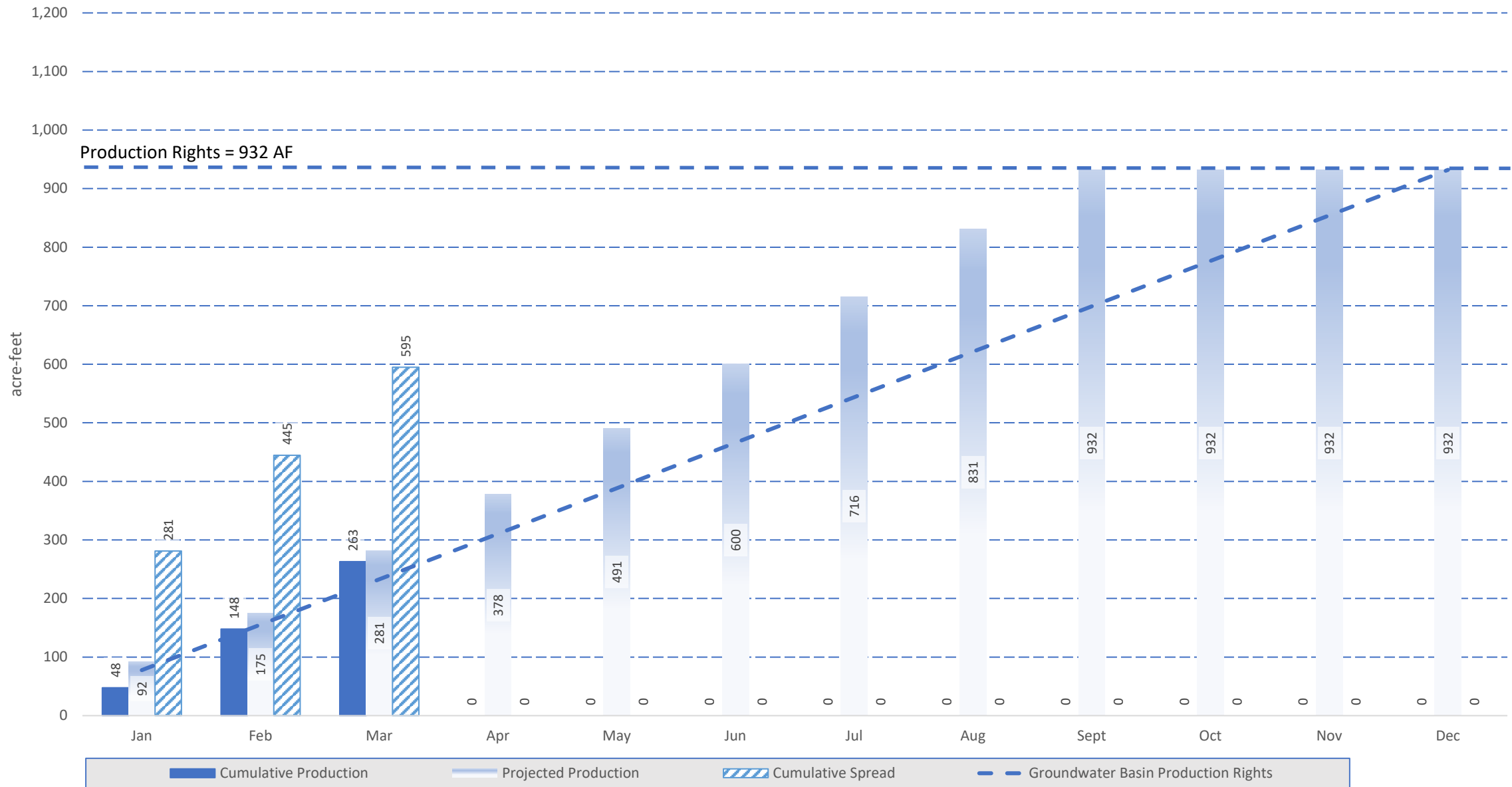
2026 Chino Basin Cumulative



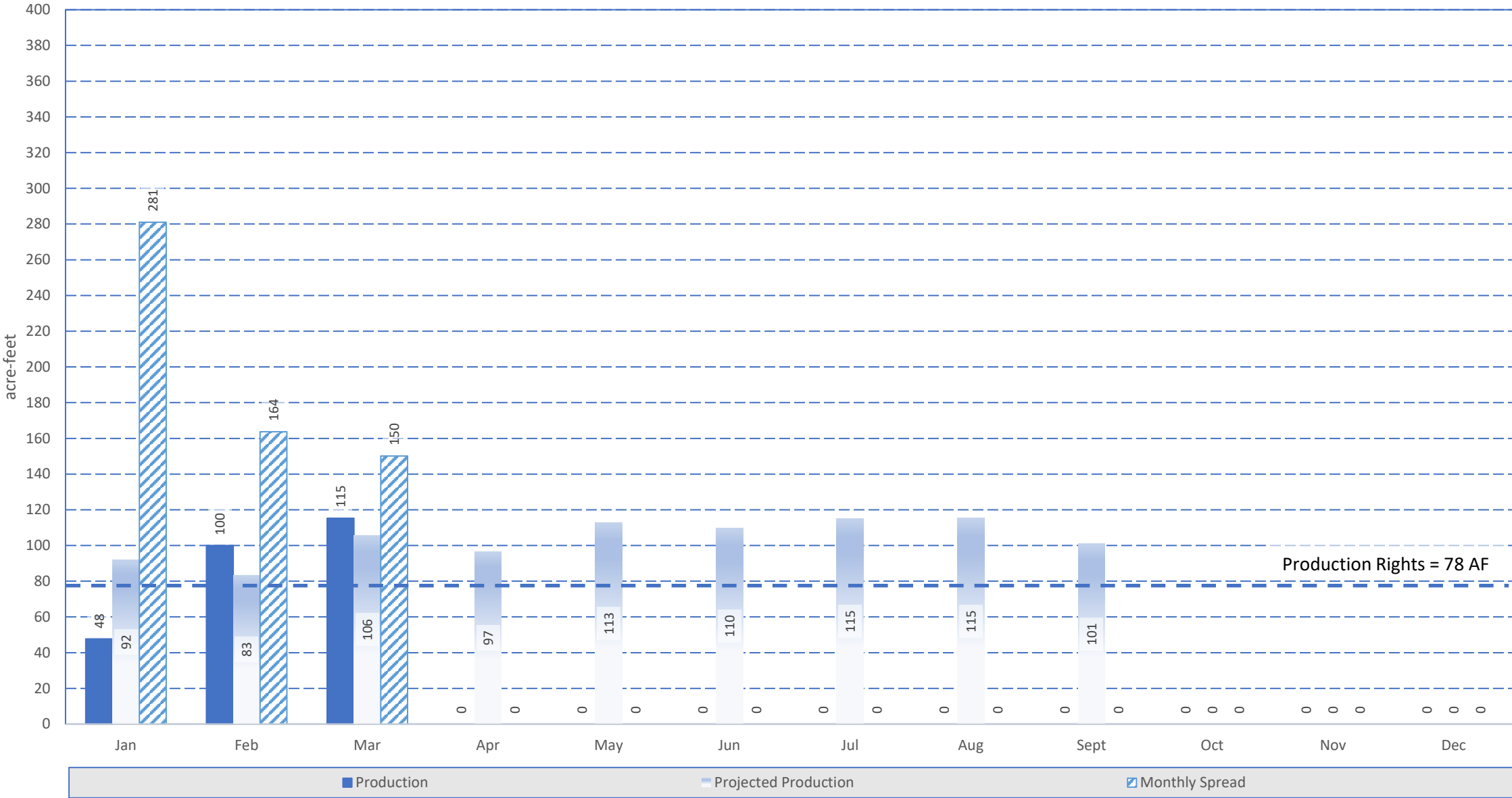
2026 Chino Basin Monthly



2026 Six Basins Cumulative



2026 Six Basins Monthly



- Water Supply through March 2026
 - Annual entitlement for CY2025 is 15,000 AF
 - Cumulative yearly production is 4,901 AF
 - Cumulative yearly consumption was 1,958 AF
 - Cumulative yearly spread was 1,653 AF
 - Cumulative unaccounted water was 71 AF

Six Basins Production for 2026

- Annual production right is 932 AF.
- Cumulative production is 263 AF.
Production is sent to the WFA treatment facility to meet City of Ontario and MVWD entitlement.
- The Company spread a total of 445 AF.

Cucamonga Basin Production for 2026

- Annual production right is 5,637 AF.
- Cumulative production was 1,217 AF.
- The Company spread a total of 1,489 AF.

Chino Basin Production for 2026

- Annual production right is 1,232 AF.
- Cumulative production was 0 AF.
- The Company spread a total of 789 AF.

Surface Water (San Antonio Creek) flow for 2026

Total flow was 2,470 AF.

Tunnel flow for 2026

San Antonio Tunnel flow was 675 AF.
Frankish and Stamm Tunnel flow was 275 AF.

- Company Stock
 - Zero (0) shares of water stock moved from active to dormant this transfer period.
 - One-half (1/2) shares of water stock moved from dormant to active this transfer period.
- Communication and Information Activities

The quarterly Newsletter (Spring) was mailed via email to approximately 640 shareholders.
- Administration Matters

Meetings of interest:

 - Thu, Mar 19 – GM attended CBWM Advisory Committee meeting
 - Wed, Mar 25 – GM virtually attended CBWM closed session Advisory Committee meeting
 - Wed, Mar 25 – GM virtually attended Six Basins Board Meeting
 - Tue, Mar 31 – GM virtually hosted CBWM AP minor representative special meeting
 - Tue, Mar 31 – GM virtually hosted Company Ad Hoc Committee meeting for new Company Campus
 - Tue, Apr 7 – GM virtually attended Cucamonga Basin WM Meeting
 - Thu, Apr 9 - GM attended CBWM AP meeting
 - Mon, Apr 13 - GM virtually attended Inland Empire Legislative Workgroup meeting
 - Tue, Apr 14 - Company Annual Shareholder meeting
 - Thu, Apr 16 - GM attended CBWM Advisory Committee meeting

- **Groundwater Basin Matters**

- **Chino Basin –**

- Safe Yield – CBWM has begun discussions on the court mandated 2025 safe yield reset. AP is actively discussing impacts of proposed safe yield reset. Draft Safe Yield Report was distributed. Consultant’s recommendation is to lower safe yield from 131,000 AF per year to 117,500 AF per year.

- Spread Water from SAWCo - Application to spread 2,500 AF per year for years 21/22 through 25/26 was approved by WM Board in July 22. We started spreading water in January 2023.

- Given storms in late December SAWCO requested to start spreading water in Chino Basin mid-January. We began spreading around 10AF per day Jan 16.

- **Legal Issues-**

- AP Motion for Costs and Fees
 - Court issued ruling partially awarding AP attorney’s fees for the initial case, but not for appeal legal costs.
 - Fiscal Year 21-22 and 22-23 Assessment Packages
 - Appeals court has issued a tentative ruling against Watermaster. Oral arguments were held in early April. Appeals Court has ruled in Ontario’s favor.
 - Court issued partial recovery of attorney fees for Ontario. Ontario has appealed court’s ruling.
 - San Sevaine Basin
 - Storm water silt from upstream development. Notice has been sent to offending party for failure to meet Storm Water Pollution Prevention Plan (SWPPP) requirements. City of Fontana is currently reluctant to act. Two legal actions possible; tort suite and/or Clean Water Act suite.

- **Six Basins –**

- Meeting was held on Wednesday, March 25. No reportable action.

- **Cucamonga Basin –**

- The group met in March. No reportable action.

Agenda Item No. 4J

Item Title: Projects and Operations Update

Purpose:

To update the Board and Shareholders on Company capital projects.

Updates:

1507 – Office Relocation

The Board approved a design and construction management contract at its March 2023 regular meeting. Contract has been executed and Architect is currently working on plans. Consultant has started discussions with Edison regarding eastern easement onto property. Company hired a CEQA consultant in May 2024. Architect hired civil engineering, geotechnical and survey subconsultants in May 2024.

Plans were submitted to the Building Department in December 2025. Comments were minor and a resubmittal was made in March. We are scheduling a project bid for May April with anticipated award of construction contract for June May Board Meeting. The AdHoc Committee met on March 31 ~~will be meeting (tentatively March 31)~~ to review design elements and discuss construction schedule and material

The architect is engaged with SCE to solidify access across their property.

Original Budget	\$4,000,000
Original Contracts	\$283,550
New Contracts or	
Authorized Change Orders	\$163,550
Current Contracts	\$447,100

1902 – Cucamonga Crosswalls Mitigation

Permits have been closed. Staff is also looking into long-term maintenance permits that will allow the Company yearly access to the site for clearing and grubbing.

2201 Paloma Hydraulic Break

Company awarded a construction contract to Merlin Johnson at the September 2025 Regular Board Meeting. Material submittals are being reviewed. Construction start date is scheduled for March/April, depending on when material arrives. There remains a long lead time for construction material. Contractor confirmed earlier this month that pipeline material should be ready in early April. Contractor is tentatively scheduled to begin construction at the end of April. Alignment and existing utility conflict avoidance is currently being confirmed.

Original Predesign Budget	\$40,000
Original Design/Const. Budget.....	\$1,500,000
Original Contracts	\$2,067,435
Authorized Change Orders.....	NA
Current Contracts	\$2,067,435

2204 GIS Update

At the August 2022 Special Meeting, the Board authorized a contract with WSC to update the Company's GIS maps. Contract has been executed. Consultant working on updates. WSC conducted training and system review with staff in May. Staff is providing field updates into the GIS system for consultant to correct on a quarterly/half year basis. Staff has executed a change order extending GIS services for another year.

Original Budget	\$11,110
Original Contracts	\$11,110
Authorized Change Orders.....	\$6,221
Current Contracts	\$17,331

2501 Well 19 Pipeline

A professional services contract was awarded to CivilTech Engineering at the regular September 2025 Board meeting. Survey is currently being conducted. Staff and consultant have been in communication as predesign report is being prepared. Alignment is being discussed.

Original Budget	\$3,340,000
Original Contracts	\$849,070
Authorized Change Orders.....	NA
Current Contracts	\$849,070

2502 Urban Water Management Plan 2025

For economy of scale, the Company has teamed with nine regional partners to complete each agency's individual 2025 UWMP. Water Systems Consultants (WSC) was awarded the contract for all agencies. A cost sharing agreement was signed on March 31, 2025. The project has started and staff is coordinating with consultant regarding data collection.

Original Budget	\$50,000
Original Contracts	\$42,402
Authorized Change Orders.....	NA
Current Contracts	\$42,402

2601 Res 9 Outflow

In late January 2026 the Company's field crew attempted to repair a leak on the Res 9 outfall pipeline I 24th Street. The existing material is riveted steel pipe, which hasn't been manufactured in decades. Staff would repair a single leak and discover another leak after recharging the pipeline. Staff ended up replacing 60 lineal feet of pipeline and recharged the system. Water flowed from the upper trench wall, indicating additional leaks upstream. The upstream pipeline ran through private property and directly under a residential garage. Staff made the determination to relocate the pipeline and reroute through the Company's driveway, a job approximately 500 lineal feet in length. The rerouting abandoned existing facilities on private property, thereby avoiding future issues with leaks on private property. Staff issued an emergency contract with CP Construction to perform the work. Staff purchased all material to provide to the contractor. The work was estimated to take about eight days. Contract flat rate was \$12,500 per day. Material estimate was \$40,000. Paving quotes are being pursued. The Board ratified staff's actions at its regular meeting on February 17, 2026. The project has been completed, and final costs are being calculated.

Original Budget.....	\$200,000
Original Contracts, not including material...	\$100,000
Authorized Change Orders.....	NA
<u>FINAL COST</u>	<u>\$145,691</u>

2602 SCADA Server Update

The main computer components of our SCADA system are eight years old, which is about the life expectancy of computer equipment. Some of our current equipment is no longer supported by the manufacturer. Staff was hoping we could squeeze another year or two out of the existing equipment until the move to our new facilities. Staff will be bringing a full report to the Board as soon as it is available, likely with a recommendation to replace our SCADA Server system. For budgetary purposes, this will be a \$100k+ project. Staff has met with consultant and provided review documentation. Consultant is working on proposal.

Original Budget.....	\$150,000
Original Contracts	\$0
Authorized Change Orders.....	NA
Current Contracts	\$0

2603 Benson and 20th

In early 2025 staff abandoned approximately 500 feet of the lower portion of the Reservoir 9 outfall due to severe corrosion of the pipeline wall. Abandoning this section isolated the lower Reservoir 9 Outfall pipeline from the rest of the irrigation system. The pipeline has remained isolated since that time.

In preparation for the upcoming construction of the Forebay Outfall project, staff requests that the Board authorize construction of approximately 500 lineal feet of PVC 'bridge' pipeline to reconnect the Reservoir 9 Outfall to the lower portion of the remaining irrigation system. This installation will allow irrigation water to be diverted around the Forebay Outfall construction project and continue to provide service to the rest of the irrigation system. The Board authorized construction at its regular meeting on February 17, 2026. The project has been completed, and final costs are being calculated.

Original Budget.....	\$55,000
Original Contracts.....	\$63,470
Authorized Change Orders.....	NA
<u>FINAL COST</u>	<u>\$63,470</u>

2604 San Antonio Stream Gauge

The Company is exploring how to maximize diversions for the San Antonio Canyon. The first step is to measure actual flow from the canyon. At its regular November 2025 meeting the Board authorized a contract with Rincon Consulting to install a stream gauge in San Antonio Canyon. The stream gauge was installed in February 2026 and is currently collecting data. Initial results will be presented to the Board at a later date.

Original Budget.....	\$100,000
Original Contracts.....	\$85,679
Authorized Change Orders.....	NA
Current Contracts	\$0

GROUNDWATER LEVELS
(feet below ground surface)

	2023				2024				2025				2026				2027				2028				2029				2030				2031				2032				2033				2034				2035			
CUCAMONGA BASIN	4 qtr	1qtr	2qtr	3qtr	4qtr	1qtr	2qtr	3qtr	4qtr	1qtr	2qtr	3qtr	4qtr	1qtr	2qtr	3qtr	4qtr	1qtr	2qtr	3qtr	4qtr	1qtr	2qtr	3qtr	4qtr	1qtr	2qtr	3qtr	4qtr	1qtr	2qtr	3qtr	4qtr	1qtr	2qtr	3qtr	4qtr	1qtr	2qtr	3qtr	4qtr	1qtr	2qtr	3qtr	4qtr							
Depth to Water Table	-307	-296	-290	-297	-295	-316	-304	-279	-292	-277																																										
CHINO BASIN	4 qtr	1qtr	2qtr	3qtr	4qtr	1qtr	2qtr	3qtr	4qtr	1qtr	2qtr	3qtr	4qtr	1qtr	2qtr	3qtr	4qtr	1qtr	2qtr	3qtr	4qtr	1qtr	2qtr	3qtr	4qtr	1qtr	2qtr	3qtr	4qtr	1qtr	2qtr	3qtr	4qtr	1qtr	2qtr	3qtr	4qtr	1qtr	2qtr	3qtr	4qtr	1qtr	2qtr	3qtr	4qtr							
	-346	-355	-364	-287	-356	-341	-344	-308	-370	-358																																										
SIX BASINS	4 qtr	1qtr	2qtr	3qtr	4qtr	1qtr	2qtr	3qtr	4qtr	1qtr	2qtr	3qtr	4qtr	1qtr	2qtr	3qtr	4qtr	1qtr	2qtr	3qtr	4qtr	1qtr	2qtr	3qtr	4qtr	1qtr	2qtr	3qtr	4qtr	1qtr	2qtr	3qtr	4qtr	1qtr	2qtr	3qtr	4qtr	1qtr	2qtr	3qtr	4qtr	1qtr	2qtr	3qtr	4qtr							
Well 25A, 26 & 27A	-305	-291	-346	-364	-267	-267	-341	-339	-340	-315																																										
Well 33 switched from 28 to 33 (2024)		-173	-133	-158	-171	-169	-163	-176	-172	-118																																										

* six basin levels come from well 25A only, the other wells (26&27A) were not shut down during the third quarter 2017.

0

Static water levels for Cucamonga Basin wells 2, 3, 22, 24, 31, 32

Static water levels for Chino Basin wells 15, 16

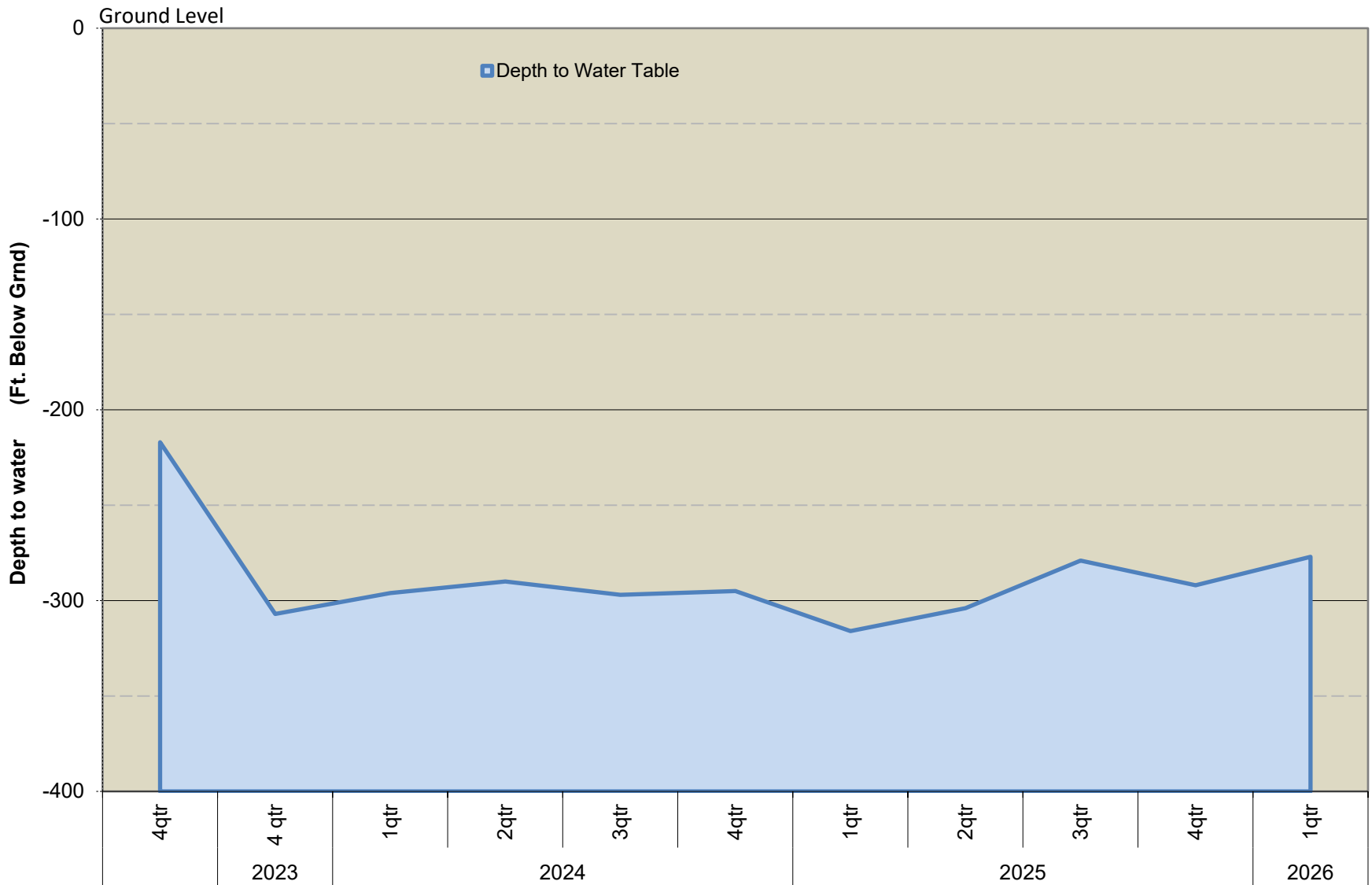
Static water levels for 6 Basin wells 25a, 26 and 27a

Note* 10/11/2019 pumping levels for wells 26 and 27A 416'

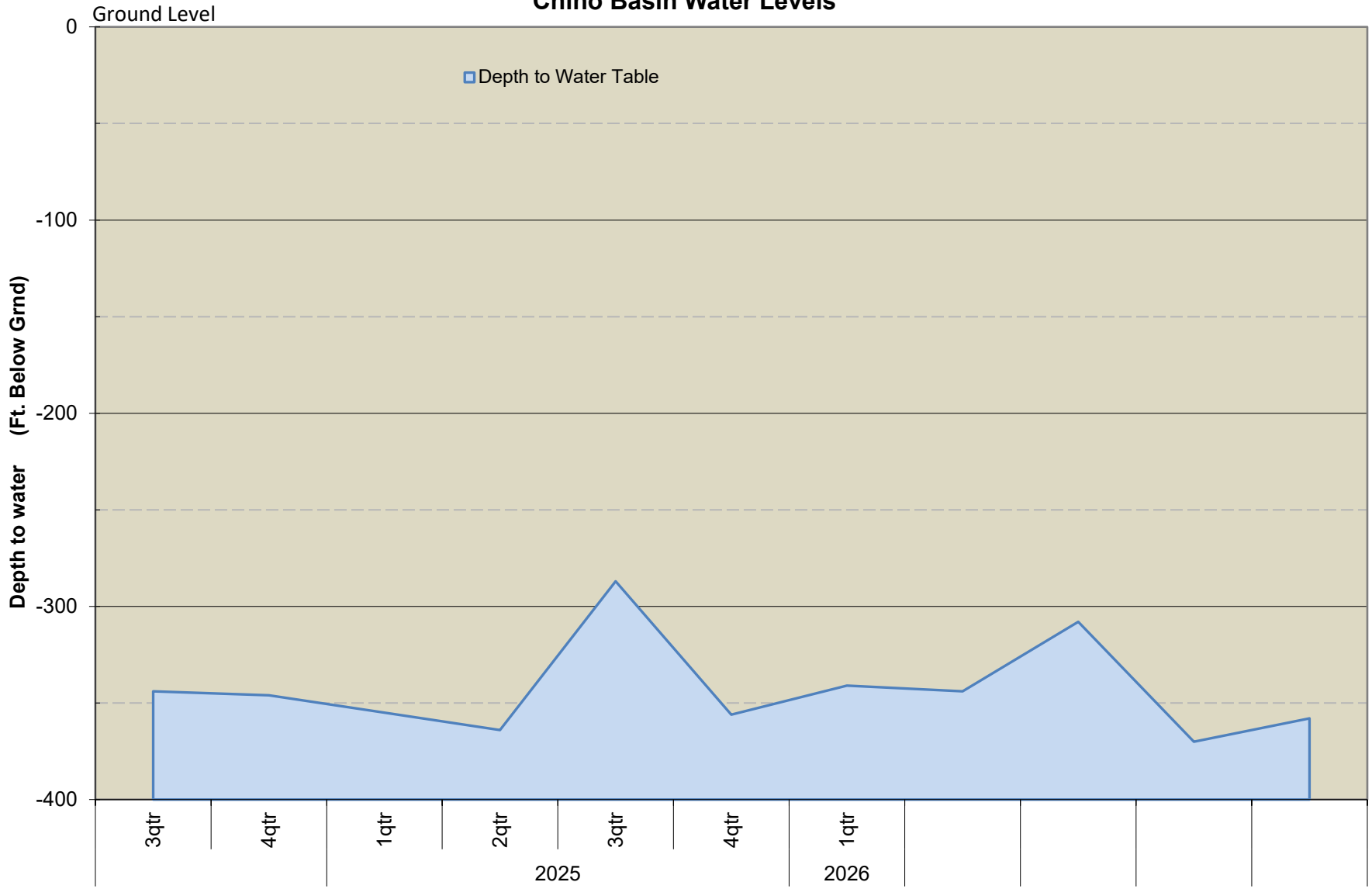
*Most static water levels s not available due to 2,3,24,31,32,16,26,27 all running during the quarter 2022

Static water levels taken in 2024 during June and December

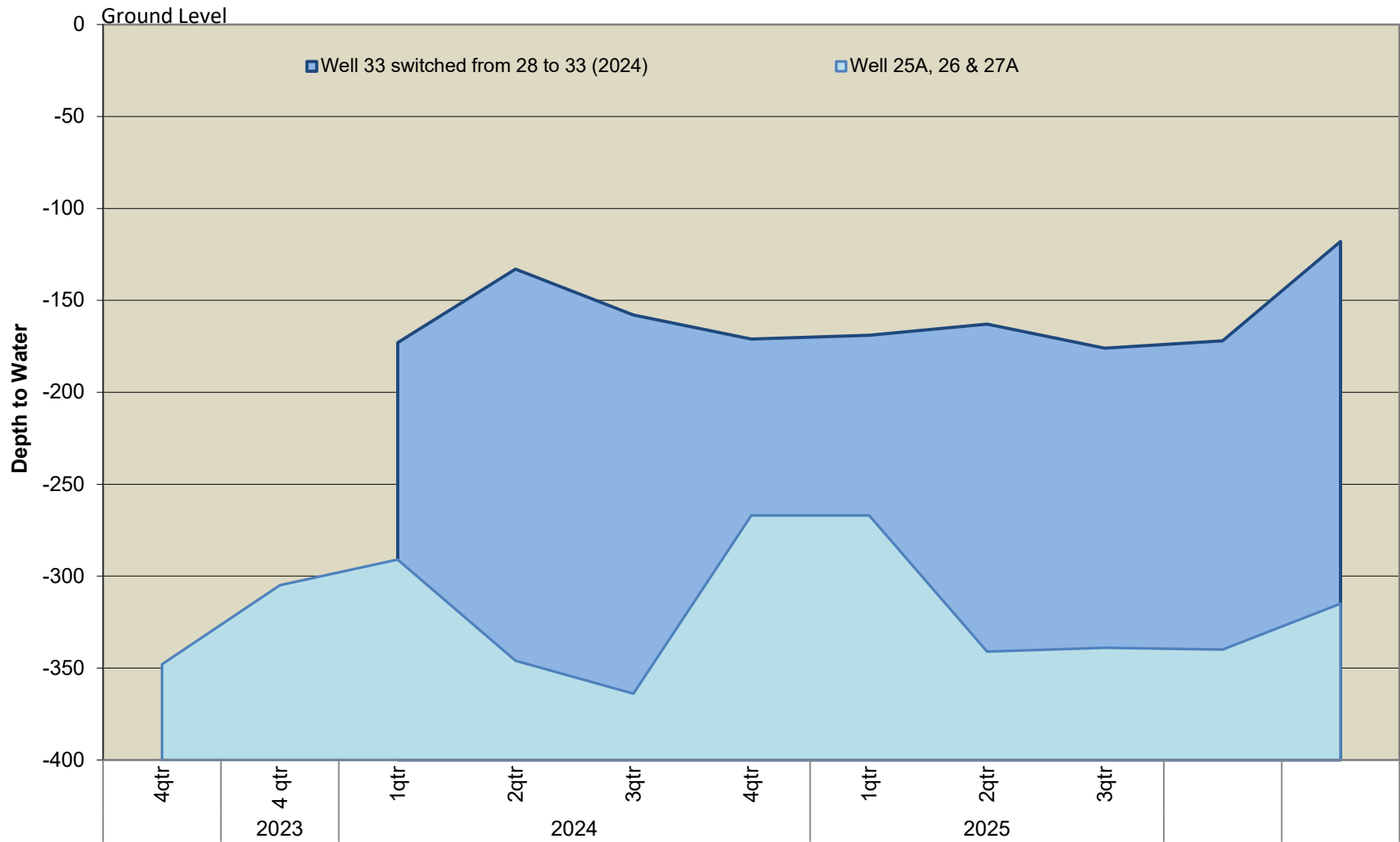
Cucamonga Basin Water Levels



Chino Basin Water Levels



Six Basins



Item Title: Conservation Programs Update

Purpose:

Update on the Company’s existing water conservation programs

SAWCo Efforts in meeting Demand Mgmt. Measures (DMM’s)

**SAWCo new WBIC program started 2025

SAWCo-New Weather Based Irrigation Controller-WBIC Program- (2025)	Total Budget: \$15,000	WBIC Installed
WBIC Installation for SAWCO customers	Cost to date: \$4,225.00	7
TOTAL	\$4,225.00	7

SAWCo Financial Assistant Program

SAWCo Financial Assistance	2025 \$2,388.57	2026 \$544.38					
SAWCo Financial Assistance	2024 \$2,675.82	2023 \$1,042.07	2022 \$662.70	2021 \$ 4,551.00	2020 \$9,198.53	2019 \$31,782.54	2018 \$8,474.70

Financial Assistance Program – Adjustments made when customer has requested in writing a reprieve on their bill after repairing leak(s).

Agenda Item No. 6

Item Title: Property, Casualty, Workers Comp and Cybersecurity Insurance Renewal

Purpose:

To review the Company’s annual insurance renewals.

Issue:

Should the Board ratify staff’s action to renew our Insurance with JPRIMA?

Manager’s Recommendation:

Ratify Staff’s Renewal of Company’s annual Property and Casualty insurance.

Background:

In CY2016, California AB656 passed, allowing mutual water companies to work with public agencies to form a Joint Powers Risk Insurance Management Authority (JPRIMA).

The commercial package with JPRIMA runs from 4/1/26 to 4/1/27.

Following is a summary of past renewal premiums excluding fees and workers comp:

Policy Period	Premium	% of rate change
4/1/17 – 4/1/18	\$28,254	
4/1/18 – 4/1/19	\$27,547	- 0.02%
4/1/19 – 4/1/20	\$28,891	+ 5%
4/1/20 – 4/1/21	\$29,894	+ 3%
4/1/21 – 4/1/22	\$35,376	+18%
4/1/22 – 4/1/23	\$42,689	+17.5%
4/1/23 – 4/1/24	\$58,631	+37%
4/1/24 – 4/1/25	\$67,304	+15%
4/1/25 – 4/1/26	\$82,556	+22.7%
4/1/26 – 4/1/27	\$100,241	+21.4%

This year’s rates compared to last year’s rates:

	2026	2027	Diff.
Property	\$24,796	\$35,800	44.4%
Crime	\$990	\$990	0%
General	\$15,434	\$18,210	18.0%
Public Officials and Management	\$7,372	\$8,700	18.0%
Auto	\$12,631	\$14,956	18.4%
Cybersecurity	\$2,500	\$4,150	66%
Excess	\$14,727	\$15,884	7.9%
JPRIMA Admin Fees	\$8,155	\$9,712	19.1%
TOTAL	\$86,605	\$108,402	25.2%

The largest change in this year's premiums is a result of updated facility replacement costs. Staff contracted with a property valuation company in 2025 to ensure our property premiums are reflective of real-world conditions. The report placed property value at \$26,189,000, a 269% increase from the prior valuation of \$9,751,300.

Staff recommends we continue to hold general liability on all properties. But we may be able to reduce our property premiums by selectively choosing which properties will carry wildfire insurance and replacement cost insurance.

Staff recognizes two issues to address in 2026: the timeliness of receiving our insurance proposals and the significant increase in premiums over the last six years.

- Staff received the premium proposal in late March with a due date of April 1st. That does not provide enough time for the Company to review the proposal and make a recommendation to the Board without calling a special meeting. Staff did discuss the premium proposal with the AFC on March 24. Staff asked if the AFC had objections to staff executing the policies prior to April 1 and returning to the Board at our regular April meeting for ratification. No objections were presented. Staff executed the insurance policies prior to the April 1 expiration date. Staff will be looking into how to obtain the policy proposal earlier in the year so the Board can take action on the proposal instead of ratifying staff's actions.
- The Company has been with EPIC insurance for years and staff proposes to solicit additional quotes next year, prior to expiration of the policies. Comparison of insurance carrier's premiums and coverage is prudent and recommended.

Impact on the Budget:

Premiums were budgeted at \$90k. Actual premiums are \$108k, an increase of \$18k, or 20% over budget.

Previous Actions:

None.